



AGENDA
REGULAR MEETING OF THE CITY COUNCIL OF
THE CITY OF WHITE BEAR LAKE, MINNESOTA
TUESDAY, AUGUST 24, 2021
7:00 P.M. IN THE COUNCIL CHAMBERS

1. CALL TO ORDER AND ROLL CALL

PLEDGE OF ALLEGIENCE

2. APPROVAL OF MINUTES

A. Minutes of the Regular City Council Meeting on August 10, 2021

B. Minutes of the Budget Work Session on August 17, 2021

3. APPROVAL OF THE AGENDA

4. VISITORS AND PRESENTATIONS

A. Kyle Axtell, Rice Creek Watershed District Project Manager - Priebe Lake Outlet Structure Replacement Project Update

B. Presentation by Trane Technologies – Sports Center Commissioning & City-wide Lighting Audit

5. PUBLIC HEARINGS

Nothing scheduled

6. LAND USE

A. Consent

B. Non-Consent

1. Consideration of a Planning Commission recommendation for approval of a request by Bree, LLC for an Interim Use Permit for first floor office space at 4701 Banning Avenue (Case No. 21-1-IUP).

7. UNFINISHED BUSINESS

Nothing scheduled

8. ORDINANCES

Nothing scheduled

9. NEW BUSINESS

- A. Resolution declaring cost to be assessed and ordering preparation of proposed assessment roll and setting hearing on a proposed assessment roll for the 2021 Pavement Rehabilitation Project, City Project Nos. 21-01, 21-06 & 21-13

10. CONSENT

- A. Resolution approving Change Order No. 1 to the Sanitary Sewer Lining Project to revise the scope of the project, City Project No. 21-07
- B. Resolution certifying private property assessment for recovery of city expenses

11. DISCUSSION

- A. Reinstatement of utility bill late payments
- B. Vacation of 5th Street between north side of Clarence Street south to north side of Whitaker Street

12. COMMUNICATIONS FROM THE CITY MANAGER

13. ADJOURNMENT



**MINUTES
REGULAR MEETING OF THE CITY COUNCIL
OF THE CITY OF WHITE BEAR LAKE, MINNESOTA
TUESDAY, AUGUST 10, 2021
7:00 P.M. IN THE COUNCIL CHAMBERS**

1. CALL TO ORDER AND ROLL CALL

Mayor Jo Emerson called the meeting to order at 7:00 p.m. The clerk took attendance for Councilmembers Doug Biehn, Kevin Edberg, Steven Engstran, Dan Jones and Bill Walsh. Staff in attendance were Assistant City Manager Rick Juba, Community Development Director Anne Kane, Finance Director Kerri Kindsvater, City Clerk Kara Coustry and City Attorney Troy Gilchrist.

PLEDGE OF ALLEGIENCE

2. APPROVAL OF MINUTES

A. Minutes of the Regular City Council Meeting on July 27, 2021

Councilmember Biehn called out a correction in the initial roll call.

It was moved by Councilmember **Jones** seconded by Councilmember **Engstran**, to approve the Minutes of the July 27, 2021 City Council meeting as amended.

Motion carried. Councilmember Biehn abstained.

3. APPROVAL OF THE AGENDA

Councilmember Edberg requested item 10E be moved to 9D.

It was moved by Councilmember **Walsh** seconded by Councilmember **Edberg**, to approve the Agenda as amended.

Motion carried unanimously.

4. VISITORS AND PRESENTATIONS

A. Tara Jebens-Singh, Northeast Youth and Family Services

Executive Director Tara Jebens-Singh provided a presentation on the work performed by Northeast Youth and Family Services (NYFS). NYFS is a community-based, trauma-informed, nonprofit mental health and human services agency. Through partnerships with 15 municipalities and three (3) school districts, the agency supports low-income, under and uninsured youth, family and adults.

Ms. Jebens-Singh thanked the City of White Bear Lake for their support of NYFS through 2020 contractual services amounting to \$43,451 in addition to a \$10,000 Cares Act Grant which helped the organization transition to HIPPA compliant telehealth services during COVID. In

2020, as a result, 5,500 telehealth sessions were held. Ms. Jebens-Singh said 108 people received mental health services; 36 youth and their caregivers entered the diversion program; and 16 seniors were connected with three (3) youth in the Senior Chore program.

In 2021, the city contributed \$75,916, which now includes a cost of a Community Advocate. Ms. Jebens-Singh reported on service statistics for the first half of 2021 in which 67 received mental health services; nine (9) youth plus caregivers entered the diversion program; 10 seniors were served through Senior Chore and seven (7) people were served by the Community Advocate in an effort to reduce contact with the Police Department.

Ms. Jebens-Singh also thanked the city for passing along another \$20,000 in COVID funds, recognizing a unique situation impacting community mental health. Through this support, NYFS partnered with ReGrow WBL to host community workshops and provide online resources, free listening sessions, enhance NYFS website interaction and promote mental health services offered by NYFS.

Finally, Ms. Jebens-Singh summarized efforts moving forward to return to in-person mental health counseling with a hope that telehealth will continue to remain an option. She described planned expansion of the online services, the Community Connections and Senior Services programs. Lastly, the organization is undergoing a review of its services to ensure culturally responsive care is equitable and inclusive in the community.

Mayor Emerson, Council and staff thanked NYFS for their responsive role in the community.

5. PUBLIC HEARINGS

Nothing scheduled

6. LAND USE

A. Consent

1. Consideration of a Planning Commission recommendation for approval of a request by Paula Frost for a Special Home Occupation Permit extension at 1904 4th Street (Case No. 20-2-SHOPa)

It was moved by Councilmember **Biehn** seconded by Councilmember **Walsh**, to adopt **Resolution No. 12822** approving the Land Use Consent agenda.

Motion carried unanimously.

B. Non-Consent

1. Consideration of a Planning Commission recommendation for approval of a request by Tjernlund Products for a conditional use permit at 1601 9th Street. (Case No. 21-8-CUP)

Community Development Director described the applicant at 1601 9th Street is looking to expand its warehouse capacity to establish a relationship with U-Boxes, a new arm of U-Haul Truck Rental Service. In order for outside storage of trucks to exist in this General Industry zone location, a conditional use permit (CUP) is being sought. Tjernlund Products addressed neighboring residential concerns by limiting hours of U-Haul Truck

services to be confined within Monday – Friday, between business hours of 5:00 a.m. – 4:00 p.m., and concealing truck storage behind accessory buildings already on the property.

Believing that the concerns expressed by residents were satisfactorily addresses, Ms. Kane forwarded a unanimous recommendation by the Planning Commission to grant the CUP.

Mayor Emerson opened up a public hearing at 7:29 p.m. and there being no comments from the public, closed the public hearing.

It was moved by Councilmember **Jones** seconded by Councilmember **Biehn**, to adopt **Resolution No. 12823** approving a conditional use permit at 1601 9th Street.

Motion carried unanimously.

7. UNFINISHED BUSINESS

Nothing scheduled

8. ORDINANCES

- A. Second Reading – A City-Initiated text amendment to Zoning Code Section 1303.160 to allow interim use permits in the B-5 zoning district.

Community Development Director Kane stated this proposed text amendment is in response to a variance request for relief from the 30% restriction on ground floor square footage retail space as property in the downtown business district. At the first reading, concern was expressed that there was not a time restriction within the text itself, which has now been addressed in subsection six (6) with a two-year maximum time limitation. Ms. Kane forwarded the Planning Commission’s recommendation for adoption of this text amendment to the city code.

Councilmember Edberg appreciated addition of a time constraint. He confirmed this would be retro-active in regard to the action Council took a couple of months ago. The City Attorney stated that the interim use permit has not been issued yet, but once it is issued, it will conform to the time limitation.

Councilmember Jones inquired as to a measurement to guide the next Council to ensure that the applicants do not appear before Council again in two years with another request to void the 30% retail requirement.

Councilmember Walsh believed this to be a temporary and extraordinary situation, which is why it is only being approved for a limited time. He added, the applicants should plan on a transition at the conclusion of the interim use permit rather than pursuing another extension because the zoning code for downtown promotes retail businesses and is smart.

Mayor Emerson opened a public hearing at 7:34 p.m.

Building owner, Gretchen Peterson of 12442 Everton Circle North, White Bear Lake, stated that both the tenant and she know this is a temporary arrangement and they have no intention to extend the variance. She relayed her thanks and appreciation to the Council for allowing this

temporary use permit to accommodate a business during COVID times.

Mayor Emerson closed the public hearing at 7:35 p.m.

It was moved by Councilmember **Biehn** seconded by Councilmember **Edberg**, to adopt **Ordinance. 21-8-2049** allowing interim use permits in the B-5 zoning district.

Motion carried unanimously.

It was moved by Councilmember **Walsh** seconded by Councilmember **Engstran**, to adopt **Resolution No. 12824** establishing the title and summary of approval of Ordinance 21-8-2049.

Motion carried unanimously.

- B. First Reading – Rezoning of two parcels: 35XX Rolling View Drive (PID #363022110026) from B-2 to R-3, and 35XX Rolling View Drive (PID # 363022110025) from R-B to R-3. (Case No. 21-3-Z)

Community Development Director Kane stated this is the first reading of an application by purchasers of the former Rockpoint Church parcel on County Road E and Rolling View Drive. The current property has four (4) different parcels with three (3) different zoning designations. The applicant, Level Up Academy is looking to rezone two (2) of the parcels along Rolling View to R-3, Residential, which will allow for the school. The Northern most property is zoned B-2 Limited Business District and the next property south is zoned R-B Residential Business Transition District.

Ms. Kane noted that part of this request included a conditional use permit (CUP), but the Planning Commission continued that portion of the request in order to review exterior building materials proposed and the design of the gymnasium. They did forward approval for the rezoning so it could undergo first reading, with intention to work through details of the CUP in time for approval of the full request at the second reading.

Ms. Kane mentioned one neighbor spoke in support of the request for residential rezoning such that it provides Level Up Academy greater flexibility to allow the area to be developed as residential in the future.

Councilmember Edberg inquired as to the playground on the larger parcel and any effects of this rezoning request related to public access of this equipment. Ms. Kane stated that the playground may be relocated closer to the gymnasium, but that this rezoning will ensure the elementary school remains in existence for continued use of that equipment by the neighborhood.

9. NEW BUSINESS

- A. Resolution authorizing advertisement for the City Manager position

Assistant City Manager Juba introduced Mark Casey and Liza Donabauer with David Drown Associates who has been retained by the City to carry out recruitment for the City Manager position. Ms. Donabauer mentioned the last few weeks have involved information gathering about the community and the position. She pointed to the draft Community Profile which will be

used to advertise the position for four (4) weeks and to screen candidates for alignment to stated goals and attributes captured within this document. Ms. Donabauer took feedback from the Council on word choice, order of information, salary range and inclusion of more information pertaining to the south side as well as business and industry in areas other than just the downtown.

It was moved by Councilmember **Biehn** seconded by Councilmember **Jones**, to adopt **Resolution No. 12825** authorizing advertisement for the City Manager position.

Motion carried unanimously.

B. Resolution authorizing execution of a Memorandum of Understanding with IAFF

Assistant City Manager Juba explained the IAFF is the Union Representative for the City's fulltime Firefighters and Paramedics. He described three shifts of crews that work for the Fire Department, in which each member are the same rank. This Memorandum of Understanding (MOU) will introduce a new rank of captain which will serve as the crew lead, taking responsibility for duties of each shift. He explained this does not add positions, instead it will elevate three people among twelve to a more responsible role with a slight increase in pay. Mr. Juba explained that the current year budget can support this adjustment and the Union has voted to accept this proposal as well.

It was moved by Councilmember **Walsh** seconded by Councilmember **Jones**, to adopt **Resolution No. 12826** authorizing execution of a Memorandum of Understanding with IAFF.

Motion carried unanimously.

C. Resolution authorizing the Mayor and City Manager to execute a lease agreement with the Hockey Association

Assistant City Manager Juba brought forward a proposal to lease a portion of the Sports Center to the White Bear Lake Area Hockey Association. They intend to lease the five (5) racquetball courts in the facility and convert each into five (5) separate dry land training facilities. Mr. Juba mentioned that a significant investment is needed in that area of the Sports Center and as a proposed tenant, the Hockey Association intends to investment significantly for this conversion. He noted the City needs to address work on the roof, HVAC and the fire suppression system. Mr. Juba explained this lease is one way to generate revenue while the tenant improves the area.

Councilmember Edberg asked where it details the relative responsibilities for capital expenditures in this arrangement. Mr. Juba explained that the lease clarifies who is responsible for what, without calling out specific improvements. He mentioned the Hockey Association is pulling a building permit to complete this work, so the permit could be referenced in a separate memorandum.

It was moved by Councilmember **Walsh** seconded by Councilmember **Biehn**, to adopt **Resolution No. 12827** the Mayor and City Manager to execute a lease agreement with the Hockey Association.

Motion carried unanimously.

D. Resolution approving acceptance of the American Rescue Plan Act funds.

Finance Director Kindsvater explained that due to the COVID-19 pandemic, the federal government recognizes the challenges endured by local entities. In 2020, they issued relief in the form of CARES Funding. In March 2021, Congress passed the American Rescue Plan Act (ARPA), which will allocate \$2.7 million in funding to White Bear Lake. Ms. Kindsvater reported that at its meeting in June, the Council approved the application process. This funding will be released to the City in two installments, the first of which was received in July and the rest will come this time next year. Ms. Kindsvater explained the City has through December 31, 2024 to spend the money, unless a contract is in effect prior to the deadline, for encumbrance of these funds for a specific project to be expended within another two years.

Ms. Kindsvater stated the resolution before Council tonight is to accept the first installment of funds. She explained that staff continues to research viable expenditures in order to inform the Council of all of the City's available uses for these funds.

It was moved by Councilmember **Edberg** seconded by Councilmember **Engstran**, to adopt **Resolution No. 12831** approving acceptance of the American Rescue Plan Act funds.

Motion carried unanimously.

10. CONSENT

- A. Acceptance of Minutes: June Environmental Advisory Commission; June Parks Advisory Commission; June White Bear Lake Conservation District; July Planning Commission
- B. Resolution approving an single event extension to an on-sale liquor license for Carbone's Pizzeria & Pub. **Resolution No. 12828**
- C. Resolution accepting a donation from the Lions Club for an All Abilities Park. **Resolution No. 12829**
- D. Resolution approving a lease extension agreement with Comcast Cable. **Resolution No. 12830**
- E. Resolution accepting quotes and awarding a contract for the 2021 miscellaneous concrete (City Project 21-05). **Resolution No. 12832**
- F. Resolution approving a grant award to Frassati Academy for purchase of playground equipment. **Resolution No. 12833**

It was moved by Councilmember **Edberg** seconded by Councilmember **Biehn**, to accept the consent agenda as presented.

Motion carried unanimously.

11. DISCUSSION

- A. Ramsey Washington Suburban Cable Commission organizational update

Assistant City Manager Juba stated that as a result of recent franchise negotiations with Comcast, there has been a reduction in revenue at the Suburban Cable Commission (SCC), which has led to

cuts in staffing and programming. He explained that SCC was to have adopted its 2022 budget by August 1, 2021, but have not yet come to an agreement on that document. SCC will be considering another budget proposal this Thursday evening. Mr. Juba explained that the SCC board and a couple of staff are hosting a brainstorming session with member cities tomorrow and he hopes to be in attendance with Councilmember Walsh.

12. COMMUNICATIONS FROM THE CITY MANAGER

- Erd-Giest Gazebo Ribbon Cutting, Saturday, August 14 at 10:00 a.m.
- Budget Work Session, August 17, 2021 at 6:00 p.m. in the Expansion Room.
- Caboose Committee hopes to have a budget for renovations next week so that fundraising with the Chamber for that project can begin. It is hoped the dilapidated roof will be repaired prior to another winter.

13. ADJOURNMENT

There being no further business before the Council, it was moved by Councilmember **Walsh** seconded by Councilmember **Jones** to adjourn the regular meeting at 8:11 p.m.

Motion carried unanimously.

Jo Emerson, Mayor

ATTEST:

Kara Coustry, City Clerk



**MINUTES
WORK SESSION OF THE CITY COUNCIL
OF THE CITY OF WHITE BEAR LAKE, MINNESOTA
TUESDAY, AUGUST 17, 2021
6:00 P.M. CITY HALL EXPANSION ROOM**

6:05 PM Meeting Opened

In Attendance: Mayor Jo Emerson, Councilmember Bill Walsh, Councilmember Doug Biehn, Councilmember Dan Jones, Councilmember Kevin Edberg, Steven Engstran, City Manager Ellen Hiniker, Assistant City Manager Rick Juba, Finance Director Kerri Kindsvater, Police Chief Julie Swanson, Fire Chief Greg Peterson, Community Development Director Anne Kane, City Engineer/Public Works Director Paul Kauppi.

City staff reviewed the City's Draft Proposed 2022 Budget. The draft budget will be revised based on City Council feedback and reviewed again at a work session in September. The City Council will consider the 2022 preliminary budget and levy at the September 28, 2021 City Council meeting.

No action was taken at this meeting.

8:35 PM Meeting Adjourned

MEMORANDUM

Rice Creek Watershed District



Date: August 10, 2021
To: City of White Bear Lake Mayor & Council
From: Kyle Axtell, RCWD Project Manager
Subject: Priebe Lake Outlet Structure Replacement Project Update

Introduction

Rice Creek Watershed District (RCWD) staff has been laying the groundwork for a replacement of the Priebe Lake outlet control structure for the last year or so, including frequent consultation with City staff. A brief presentation will be provided to the City Council including the history and current status of this infrastructure as well as a summary of plans for repair of the lake outlet structure.

Background

The Priebe Lake Outfall Project is recognized within RCWD's 2020 Watershed Management Plan as a District Facility. It was constructed by the RCWD in 1979-1980 in response to a 1976 petition by the Cities of White Bear Lake and Birchwood Village. The project aimed to solve repeated serious flooding of homes in the 1960's and early 1970's around Priebe Lake in the vicinity of Riviera Drive N and E County Line Road. The original project included the Priebe Lake outlet structure and storm sewer piping from that point to its discharge into Hall's Marsh in Birchwood Village. In 1980 the project was amended to also include an outlet structure to control flow from Hall's Marsh into White Bear Lake. Since its construction, the system had been largely ignored aside from a few major lake outlet repairs by the City of White Bear Lake to plug leaks and fix ice damage, etc. The original project cost roughly \$600,000 in 1980 (equal to \$2,000,000 in 2021!) and was paid for through a 20-year special assessment to "benefitted landowners" in the drainage area of the system. However, the Hall's Marsh Outlet Structure was paid for with RCWD ad valorem (District-wide) funding.

Houston Engineering, serving as the RCWD Engineer, completed a condition assessment for the Priebe Lake Outfall Project in July 2020, recommending that the outlet control structure at Priebe Lake be replaced. The remainder of the pipe system was found to be in good condition. Since that time, staff has continued to move this project forward, connecting with adjacent landowners to discuss access routes and easements to the structure for construction. Existing easements, established at the time of original construction, are not sufficient for the work now proposed.

A public hearing on the replacement was held by RCWD on July 14, 2021. City staff attended as well as a variety of residents from the Priebe Lake area. Most of the comments received related to the degraded water quality in Priebe Lake and Hall's Marsh downstream. After the hearing, the RCWD Board ordered that the Priebe Lake Outlet Structure would be replaced as a capital improvement of the RCWD under M.S. 103B.251. A task order was executed with Houston Engineering to design the new structure and assist staff with construction oversight.

MEMORANDUM

Rice Creek Watershed District



The Path Ahead

The relatively low estimated cost to replace the Priebe Lake Outlet Structure (\$80,000 for engineering and construction) would be substantially increased if the original funding mechanism (special assessment) was employed. Rather, RCWD intends to fund this capital improvement with ad valorem funds under M.S. 103B. The proposed project concept will improve the functionality of the outlet beyond the original function, allowing it to be used to manage lake water levels for water quality improvement purposes. The existing structure cannot provide this function, even if it were in like new condition. Water quality improvement, in this case for Priebe Lake, Hall's Marsh and White Bear Lake – all DNR-protected public waters – has historically been viewed as a District-wide benefit by the Board when allocating costs for capital projects. Financing this structure replacement with ad valorem funding is, therefore, consistent with past District practice.

Construction will occur this coming winter, likely in January or February 2022, and should not last more than two weeks. DNR public water dewatering policies and permitting timelines will require that we only dewater the immediate area of construction as opposed to the entire lake. Rear and side yard restoration work on the two impacted properties will wrap up in the spring of 2022.

With the new structure in place, RCWD staff will look to coordinate a full-lake winter dewatering in a future year to hopefully improve water quality in Priebe Lake by freezing out rough fish (bullheads, etc.) and consolidating accumulated organic sediments on the lakebed. This will also facilitate an opportunity for White Bear Lake Public Works to complete maintenance dredging at the various storm sewer outfalls into Priebe Lake while water levels are low and the pond bottom is frozen.

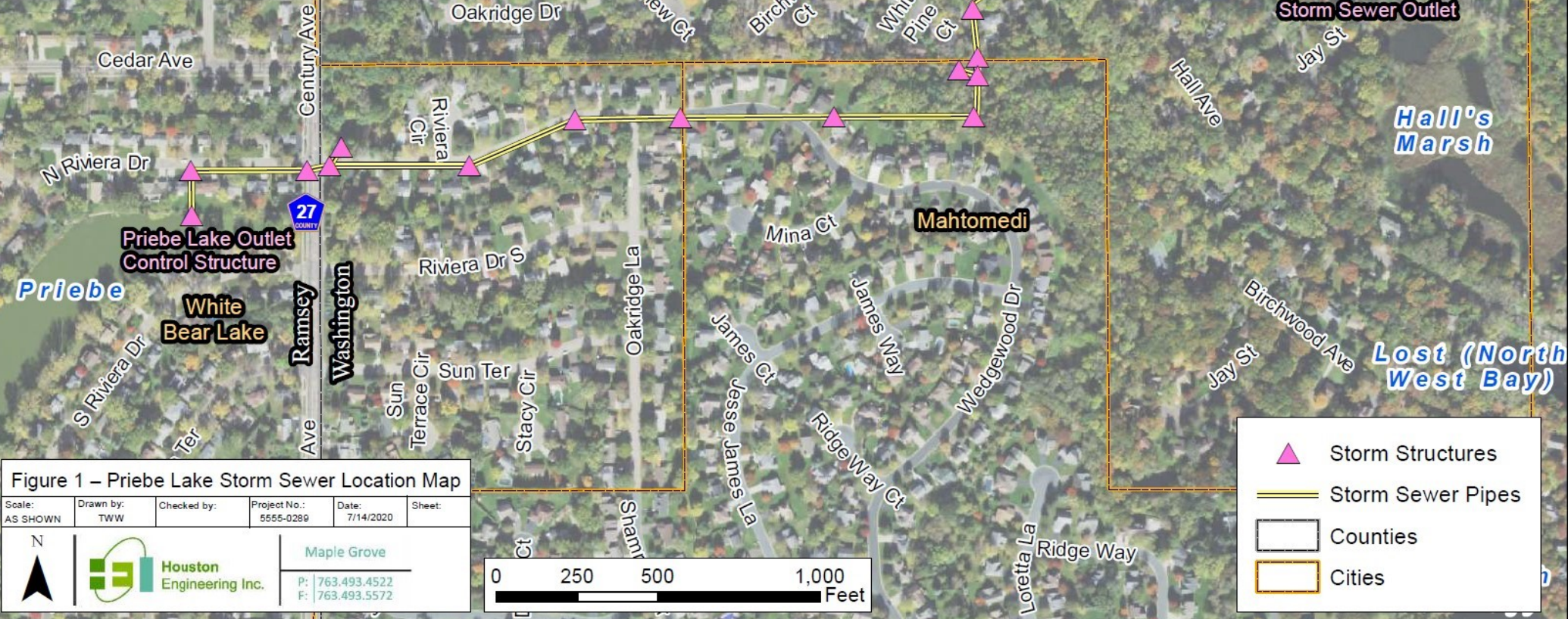
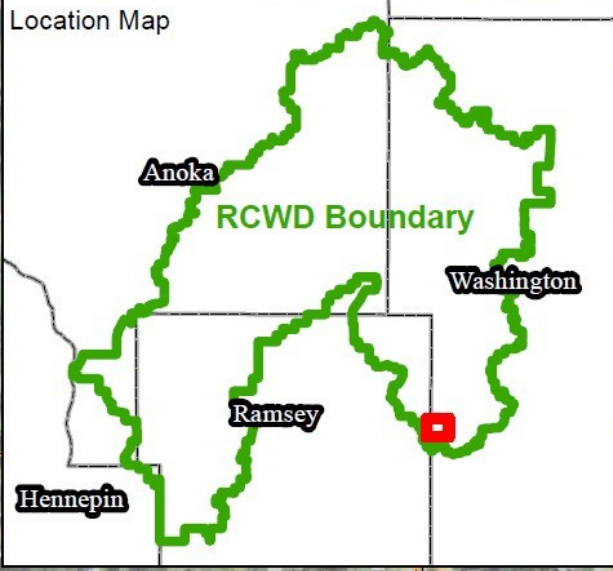



Figure 1 – Priebe Lake Storm Sewer Location Map

Scale: AS SHOWN	Drawn by: TWW	Checked by:	Project No.: 5555-0289	Date: 7/14/2020	Sheet:
-----------------	---------------	-------------	------------------------	-----------------	--------



 Houston Engineering Inc.
 Maple Grove
 P: 763.493.4522
 F: 763.493.5572







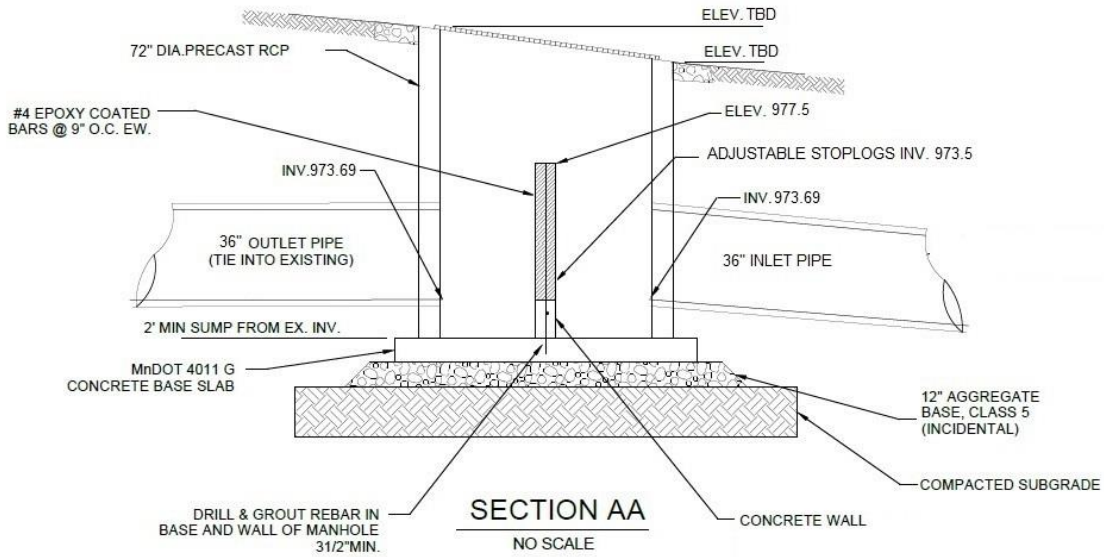
	Storm Structures
	Storm Sewer Pipes
	Counties
	Cities

Image 1: Exterior of existing Priebe Lake Outlet Control structure. Photo from March 2020 field survey.

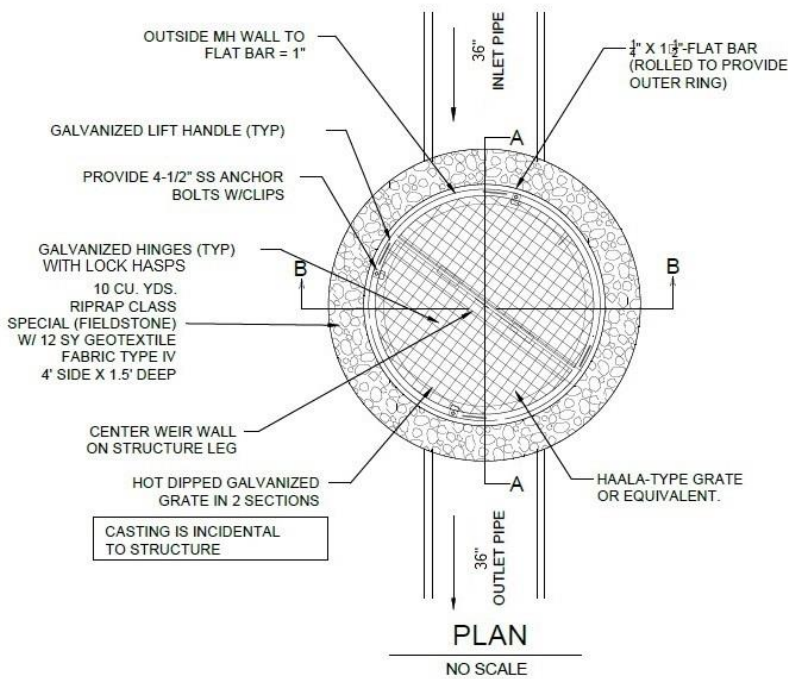


Red Circle shows location of the structure at the edge of Priebe Lake





PRIEBE LAKE OUTLET STRUCTURE REPLACEMENT CONCEPT





City of White Bear Lake
City Manager's Office

MEMORANDUM

To: Mayor and Council

From: Ellen Hiniker, City Manager

Date: August 19, 2021

Subject: **Investment Grade Audit and City-wide Lighting Analysis – Presentation of Findings, TRANE Technologies**

BACKGROUND & SUMMARY

In February 2020, Trane Technologies presented the City Council with a summary of its energy performance investigation of all municipal buildings. This project began in October 2019 after it was determined that the Sports Center's energy use was greater than anticipated following the 2018 renovation project. Because it had not been formally commissioned following completion of the project, it was deemed necessary to conduct an energy and operational audit to identify performance issues and evaluate energy efficiency and operational solutions for the Sports Center. Typically, this preliminary investigative work would cost approximately \$10,000. However, as a partner in the City's Climate Smart initiative, Trane proposed conducting this initial audit at no cost. It then added to its scope at no cost, preliminary investigation of all municipal buildings.

Momentum for this work slowed in March when attention to the pandemic took priority. It was in December of 2020 that the City entered into an agreement Trane to proceed with a detailed investment grade audit of the Sports Center, with the addition of a city-wide lighting analysis.

Thomas Huberty, a representative from Trane Technologies, will present the findings of the investment grade audit and city-wide lighting analysis to the Council at its meeting on Tuesday, August 24. At the time the audit was performed, future use of the racquetball court space was still uncertain. With that use now defined, estimates related to that work will need refining.

RECOMMENDED COUNCIL ACTION

Staff seeks Council feedback before finalizing project scope and related financing for Council consideration at a later date.



City of White Bear Lake
Community Development Department

MEMORANDUM

To: Ellen Hiniker, City Manager
From: The Planning Commission
Through: Anne Kane, Community Development Director
Date: August 19, 2021 for the August 24, 2021 City Council Meeting
Subject: **Interim Use Permit / 4701 Banning Avenue - Case No. 21-1-IUP**

REQUEST

An Interim Use Permit to allow a realty office space to occupy more than 30% of the ground floor level in the multi-tenant building located at 4701 Banning Avenue.

SUMMARY

Staff received input via e-mail from Dale Grambush in advance of the Public Hearing which was shared with the Planning Commission. On a 5-1 vote, the Planning Commission recommended approval of the text amendment.

RECOMMENDED COUNCIL ACTION

Approval of the attached resolution.

ATTACHMENTS

1. Resolution of Approval
2. E-Mail Correspondence from Dale Grambush, dated June 28, 2021
3. Planning Commission meeting minutes, June 28, 2021

RESOLUTION NO.

**RESOLUTION APPROVING AN INTERIM USE PERMIT FOR
4701 BANNING AVENUE
WITHIN THE CITY OF WHITE BEAR LAKE, MINNESOTA**

WHEREAS, a proposal (21-1-IUP) has been submitted by Bree, LLC, to the City Council requesting approval of a two-year Interim Use from the Zoning Code of the City of White Bear Lake for the following location:

LOCATION: 4701 Banning Avenue

LEGAL DESCRIPTION: The South 60 feet of the East 40 feet of Lot 2 and the South 60 feet of Lot 1 and the North 48 feet of the East 20 feet of Lot 17 and the North 48 feet of Lot 18, Block 60, White Bear, Ramsey County, Minnesota (PID #)

WHEREAS, THE APPLICANT SEEKS THE FOLLOWING: A two year interim use to allow office space to occupy 64.7% of the gross floor area of the building and 51.5 linear feet of street frontage per Code Section 1303.160, Subd.6; and

WHEREAS, the Planning Commission has held a public hearing as required by the city Zoning Code on June 26, 2021; and

WHEREAS, the City Council has considered the advice and recommendations of the Planning Commission regarding the effect of the proposed variance upon the health, safety, and welfare of the community and its Comprehensive Plan, as well as any concerns related to compatibility of uses, traffic, property values, light, air, danger of fire, and risk to public safety in the surrounding areas;

NOW, THEREFORE, BE IT RESOLVED by the City Council of the City of White Bear Lake that the City Council accepts and adopts the following findings of the Planning Commission:

1. The proposal is consistent with the city's Comprehensive Plan.
2. The proposal is consistent with existing and future land uses in the area.
3. The proposal conforms to the Zoning Code requirements.
4. The proposal will not depreciate values in the area.
5. The proposal will not overburden the existing public services nor the capacity of the City to service the area.
6. Traffic generation will be within the capabilities of the streets serving the site.

FUTHER, BE IT RESOLVED, that the City Council of the City of White Bear Lake hereby approves the request, subject to the following conditions.

1. All application materials, plans, maps, drawings, and descriptive information attached to this resolution shall become part of the property file.
2. The use shall terminate by June 1, 2023.

The foregoing resolution, offered by Councilmember _____ and supported by Councilmember _____, was declared carried on the following vote:

Ayes:
 Nays:
 Passed:

 Jo Emerson, Mayor

ATTEST:

 Kara Coustry, City Clerk

 Approval is contingent upon execution and return of this document to the City Planning Office.

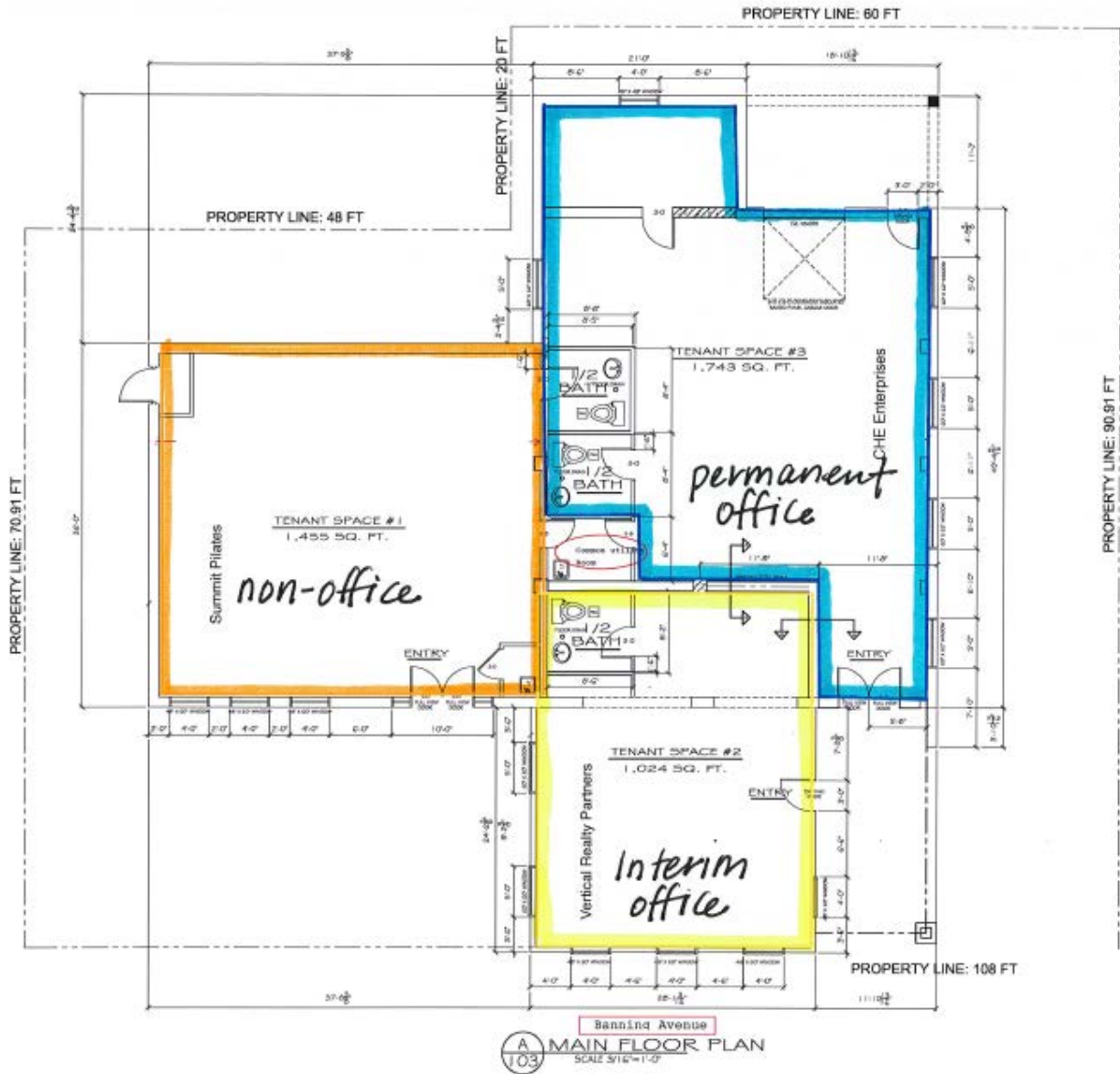
I have read and agree to the conditions of this resolution as outlined above.

 Applicant's Signature

 Date

 Printed Name

 Title



From: [Dale Grambush](#)
To: [Anne Kane](#)
Cc: kenbaltzer@gmail.com
Subject: Planning Commission Materials
Date: Monday, June 28, 2021 3:00:13 PM

Hi Anne,

Sorry but I will not be able to make the meeting tonight. I did talk with Ken Baltzer so I have added him to this email.

Some quick thoughts on the City Initiated text amendment for Interim Use,

There is no easy answer here for me;

First, I'm not sure I have this correct but it looks like the council is looking for a way to help out a new landlord because they purchased a building that was non-conforming and have now rented what was retail space as office space making the building even more non-conforming. And now the fix is to allow any building (with sprinklers) in the downtown an interim permit to allow professional uses where we want retail space. Not good at all so it doesn't help me support the text amendment.

Next, the new owners should have done their due diligence, reasonable research before they purchase the property. From the listing for 2218 3rd Street, "Great opportunity in desirable downtown White Bear Lake. Have your own business while being able to live in the same building! This building can be a great income generator with the lower-level apartment. Detached, newer 2-car oversized garage as well as a shed on the property. Buyer should contact city for zoning or allowable use questions." New owners should have done the research, owners of property before the 2003 should only be given this permit.

Last, location, location, location, if we were going to allow an interim use this would be one of the building to allow it. Would the council consider expanding the B-5 to include 2171-2191 2nd street, rezoning from Residential to Commercial – my guess and hope is no. This building could always be at the edge of downtown. Let the council make the decision on current code – no text amendment.

Anne, your take on this is going to be better than mine, what is your thought on wide spread use of the permit? If wide spread use is not going to be a problem then change the code, if you think it could be used often then I'm not in favor of the text change.

There is no need to email me back on the wide spread use of the permit.

Thanks

Dale Grambush

He stated that initially the text amendment would allow no new signs, only move or upgrade what is existing. He thinks the signs should be limited to 35 E and 694, but that it would be okay if a sign is visible from a trunk highway. He described other billboards that he has worked on, including a recent one in Vadnais Heights that is 60 feet tall. They build attractive, decorative signs and this one will be no different.

Member Baltzer closed the public hearing.

Member Lynch moved to continue Case No. 21-2-Z & 21-5-CUP. Member Amundsen seconded the motion. The motion passed by a vote of 6-0.

H. **Case No. 21-1-Z & 21-1-IUP: A City-Initiated** text amendment to Zoning Code Section 1303.160 to allow interim use permits in the B-5 zoning district.

Kane discussed the case. The City Council has expressed the desire to allow for interim use permits, but specified that it should be limited to the B-5 Central Business District and only to exceed the 30% square footage limit for non-retail uses. Staff recommended approval of the text amendment and of a subsequent interim use permit for 4701 Banning Avenue.

Member Baltzer asked if the IUP would be specific to the downtown area. He believes there may be a loophole that would allow other businesses to receive an IUP and then two years later be allowed to stay because the business is so well established.

Kane stated that the ordinance is so narrowly tailored to apply only to the downtown, so it is not a great concern that it will be used often.

Member Lynch asked if a business would be able to apply for a variance or extension of the IUP. He wonders if this ends up being a really strict conditional use permit.

Member Berry added that this is just a first step at getting what the business ultimately wants. He thinks that the comments submitted by Dale Grambush are valid. He does not think the City should change what makes the downtown area unique. It was hard to bring retail back after it died in the 1970s and this proposed text amendment moves away from retail.

Member Lynch compared the situation to a gazebo being built before a permit is obtained. The question becomes “do we make them tear the gazebo down, as temporary as it may be”? He asked if the IUP can be applied only to this parcel because he does not want to make a habit of granting interim use permits.

Member Enz concurred, noting that it feels like do now, ask for forgiveness later, which does not work out for the residents.

Member Baltzer wondered if the code can be changed temporarily.

Kane replied that through the recodification process that the City is undergoing, this text amendment could be rescinded. She reiterated that the change in occupancy would trigger a sprinkler requirement. For example, the owner of the building next door may want to turn the eye clinic to a real estate office, but would need to sprinkle the building, which is not without a great cost. She does not think it will be used often because of the significant investment needed for a two-year lease.

Member Baltzer suggested that the text amendment be reconsidered in two years if the Commissioners do not like how IUPs are being used.

Member Baltzer opened the public hearing.

Gretchen Peterson, Bree LLC, applicant, expressed her support for the amendment. She stated that they recognize that it is a short-term agreement and the tenants are aware as well. She thinks this provides for flexibility, especially when faced with unique circumstances, such as the Covid-19 pandemic. She commented that the current tenants are bringing many people into the area, are very lively, and are a great addition to the downtown area. The amendment allows for a mix in use as we learn what the next phase of retail will look like.

Member Baltzer closed the public hearing.

In response to a question from Member Lynch, Kane stated that the code update will be worked on over the winter.

Member Amundsen moved to recommend approval of Case No. 21-1-Z. Member Enz seconded the motion. The motion passed by a vote of 5-1, Member Berry opposed.

Member Amundsen moved to recommend approval of 21-1-IUP. Member Lynch seconded the motion. The motion passed by a vote of 5-1, Member Berry opposed.

5. DISCUSSION ITEMS:

A. City Council Meeting Summary of June 8, 2021.

Referencing the comments concerning the conservation of water, Member Amundsen wondered how close the City came to implementing stricter watering bans. Kane was unsure, but noted the ban on watering between 10 am and 5 pm every day. Member Baltzer provided a history on why the City moved away from odd/even watering days.

Member Enz asked how Boatworks Commons is permitted to water the courtyard every day. Kane explained that system uses the stormwater that is captured on site.

B. Park Advisory Commission Meeting Minutes of April 15, 2021.

Member Enz asked for an update on the gazebo. Kane answered that the project will not be complete in time for Fourth of July, but it will be done this year.

Member Enz appreciated that the Park Commissioners visited each of the parks.

Member Berry stated that he is concerned that the erosion at McCarty Park was not addressed. He also thinks a recycle bin should be provided. Kane replied that the comments will be forwarded to the Parks Commission.

Member Baltzer was pleased to see Lions Park lot was recently striped.

6. ADJOURNMENT:



City of White Bear Lake
Engineering Department

MEMORANDUM

To: Ellen Hiniker, City Manager

From: Paul Kauppi, Public Works Director/City Engineer

Date: August 24, 2021

Subject: **Ordering Public Hearing on Proposed Special Assessments for Public Improvements on the 2021 Pavement Rehabilitation Project, City Project Nos. 21-01, 21-06 & 21-13**

SUMMARY

The public improvements for the 2021 Pavement Rehabilitation Project are nearly complete.

The Engineering Department is reviewing the project costs and preparing final assessment rolls for City Council consideration. We are presenting a resolution for Council consideration that would set a public hearing on the final assessment rolls for these projects for September 28, 2021.

The resolution, if adopted, will schedule a public hearing on the final assessment rolls for Campanaro Lane, Garden Lane, Georgia Lane, Woodcrest Road, Birch Lake Avenue, Elm Street, Fair Oaks Drive, Fair Oaks Court, Lakehill Circle, Savannah Avenue, Fifth Street, Sixth Street and Alley for September 28, 2021. The Engineering Department will ensure that all property owners included in these projects are properly notified of the September 28th public hearing.

RECOMMENDED COUNCIL ACTION

Staff recommends that the Council adopt the resolution ordering the public hearing.

ATTACHMENTS

Resolution

RESOLUTION NO.:

**RESOLUTION DECLARING COSTS TO BE ASSESSED AND
ORDERING PREPARATION OF PROPOSED ASSESSMENT ROLL AND
SETTING HEARING ON A PROPOSED ASSESSMENT ROLL FOR
THE 2021 PAVEMENT REHABILITATION PROJECT
CITY PROJECT NOs. 21-01, 21-06 & 21-13**

WHEREAS, a contract has been let and estimated costs are being determined for the 2021 Pavement Rehabilitation Project, the improvement of:

- Campanaro Lane between Ninth Street and Garden Lane
- Garden Lane between Woodcrest Road and Georgia Lane
- Georgia Lane between Ninth Street and Garden Lane
- Woodcrest Road between Ninth Street and Garden Lane
- Birch Lake Avenue between Otter Lake Road and Fourth Avenue
- Elm Street between Fair Oaks Drive and Willow Avenue
- Fair Oaks Drive between Elm Street and Savannah Avenue
- Fair Oaks Court between Fair Oaks Drive and end of cul-de-sac
- Savannah Avenue between Elm Street and end of cul-de-sac
- Lakehill Circle between County Road F and end of cul-de-sac
- Fifth Street between Cook Avenue and Stewart Avenue
- Sixth Street between Banning Avenue and Stewart Avenue
- Alley between Cook Avenue and Stewart Avenue from Sixth Street to Seventh Street.

and the estimated contract price for such improvement is \$1,270,019 and the expenses incurred or to be incurred in the making of such improvement amount to \$228,603, so that the total cost of the improvements will be \$1,498,622; and

WHEREAS, upon completion of the proposed assessment roll, the City Council desires to hold a public hearing on the proposed assessments.

NOW, THEREFORE, BE IT RESOLVED, by the City Council of the City of White Bear Lake, Minnesota:

1. The portion of the cost of such improvement to be paid by the City is estimated to be \$1,018,270.15, the portion of the cost to be assessed against benefited property owners is declared to be \$480,351.85.
2. Assessments shall be payable in annual installments extending over a period of ten (10) years for residential properties and fifteen (15) years for apartments and commercial properties, the first of the installments to be payable with the 2022 Property Taxes, and shall bear interest at the rate of 3.29% per annum from the date of the adoption of the final assessment resolution. To each subsequent installment when amount due shall be added interest for one year on all unpaid installments.

RESOLUTION NO.:

3. The owner of any property so assessed may, at any time prior to certification of the assessment to the County Auditor, pay the whole or a portion of the assessment on such property, to the City of White Bear Lake, and no interest shall be charged if the entire assessment is paid within thirty (30) days from the adoption of the assessment. They may at anytime thereafter, be payable to the Ramsey County Auditor, with interest accrued to December 31 of the year in which such payment is made. Such payment must be made before November 15 or interest will be charged through December 31 of the succeeding year.
4. The City Clerk, with the assistance of the City Engineer, shall forthwith calculate the proper amount to be specially assessed for such improvement against every assessable lot, piece or parcel of land within the district affected, without regard to cash valuation, as provided by law, and the City Engineer shall file a copy of such proposed assessment in their office for public inspection.
5. The Clerk shall, upon completion of such proposed assessment, notify the Council thereof.
6. A hearing shall be held at 7:00 p.m. on Tuesday, September 28, 2021 in the City Hall located at 4701 Highway 61, White Bear Lake, MN 55110 to pass upon such proposed assessment. All persons owning property affected by such improvement will be given an opportunity to be heard with reference to such assessment. PLEASE NOTE, due to COVID-19, the public hearing may be conducted via telephone or other electronic means as allowed under Minnesota Statutes, Section 13D.021. Please find detailed meeting information on the City's website at www.whitebearlake.org/ or call the city clerk at 651-429-8508 to learn how to attend the public hearing via telephone or electronically.
7. The City Engineer is hereby directed to cause a notice of the hearing on the proposed assessment to be published once in the official newspaper at least two weeks prior to the hearing and the City Engineer shall state in the notice the total cost of the improvements. The City Engineer shall also cause mailed notice to be given to the owner of each parcel described in the assessment roll not less than two weeks prior to the hearing.

The foregoing resolution offered by Councilmember _____ and supported by Councilmember _____, was declared carried on the following vote:

Ayes:
Nays:
Passed:

Jo Emerson, Mayor

ATTEST:

Kara Coustry, City Clerk



City of White Bear Lake
City Engineer's Office

M E M O R A N D U M

To: Ellen Hiniker, City Manager

From: Paul Kauppi, Public Works Director/City Engineer

Date: August 24, 2021

Subject: **Change Order No. 1 for the Sanitary Sewer Lining Project, City Project 21-07**

BACKGROUND / SUMMARY

The City entered into a contract with Hydro-Klean, LLC for the Sanitary Sewer Lining Project. A segment of sanitary sewer with deteriorated joints was recently discovered. The cost to dig and replace these deteriorated joints would be much more than the cost to line the whole sewer segment. Staff determined that the most cost effective action would be to include this segment of pipe in this project. While the details will be outlined in the resolution, the estimated costs and quantities are as follows:

Bid Item	Unit Price	Estimated Quantity	Total Cost
Traffic Control (Lane Closure)	\$875.00	1	\$875.00
8 inch x4 foot Short Liner	\$3,390.00	1	\$3,390.00
8 inch CIPP Liner	\$22.80 per foot	300 ft	\$6,840.00
Service Connections	\$50.00 each	2	\$100.00
Total Change Order			\$11,205.00

The total change order will result in an increased cost of \$11,205.00. The original amount of the contracts was \$97,222.00. The final contract amount including Change Order #1 will be \$108,427.00.

FINANCING

The total contract amount of \$108,427.00 and the related legal and administrative costs will be paid through the Sewer Fund.

RECOMMENDED COUNCIL ACTION

Staff recommends that the Council approve Change Order No. 1 in the amount of \$11,205.00 for the Sanitary Sewer Lining Project.

ATTACHMENTS

Resolution

RESOLUTION NO.:

**RESOLUTION APPROVING CHANGE ORDER NO. 1 TO THE
SANITARY SEWER LINING PROJECT TO
REVISE THE SCOPE OF THE PROJECT**

CITY PROJECT NO.: 21-07

WHEREAS, the City desires to revise the contract with Hydro-Klean, LLC for the Sanitary Sewer Lining Project; and

WHEREAS, the City Council, on June 8, 2021, awarded the contract for the Sanitary Sewer Lining Project in the amount of \$97,222 to Hydro-Klean, LLC, and

WHEREAS, it has now become desirable to modify the original contract with the addition of lining another pipe segment.

Description of Change Order No. 1:

ADDITION:

Additional Traffic Control	\$	875.00
8 inch x 4 foot Short Liner	\$	3,390.00
8 inch CIPP Liner	\$	6,840.00
Service Connections	\$	100.00

TOTAL ADDITIONS: \$ **11,205.00**

DEDUCTION:

None	\$	0
------	----	---

TOTAL DEDUCTIONS: \$ 0

TOTAL CHANGE ORDER \$ **11,205.00**

Amount of original contract \$ 97,222.00

Additions approved to date (No. _____) \$ 0

Deductions approved to date (No. _____) \$ 0

Contract amount to date \$ 97,222.00

Amount of this change order (addition) No. 1 \$ 11,205.00

Revised Contract Amount \$ **108,427.00**

NOW, THEREFORE, BE IT RESOLVED, by the City Council of the City of White Bear Lake, Minnesota that:

1. Change Order No. 1 in the amount of \$11,205.00 for the Sanitary Sewer Lining Project is hereby approved.

The foregoing resolution offered by Councilmember _____ and supported by Councilmember _____, was declared carried on the following vote:

Ayes:
Nays:
Passed:

Jo Emerson, Mayor

ATTEST:

Kara Coustry, City Clerk



City of White Bear Lake
Finance Department

MEMORANDUM

To: Ellen Hiniker, City Manager

From: Kerri Kindsvater, Finance Director

Date: August 3, 2021

Subject: **Resolution certifying private property assessment for recovery of city expenses**

BACKGROUND

The City helps property owners pay for unexpected water, sewer and property maintenance costs by assessing the project costs to their property taxes when there is a financial hardship.

Special Assessment for 2184 8th Street:

The property owner at 2184 8th Street experienced a private water line issue between the building connection for their home and the main in the street. Per the City's Ordinances, the property owner must pay the fees to repair the issue. The resident asked to have the total repair costs assessed to their property taxes due to a financial hardship in paying the entire amount due at this time. The total project costs are \$11,378.57.

The City has previously allowed similar assessments to property owners for improvements and approved this assessment based on the following information:

1. Resident agreed to a 10-year assessment.
2. Resident agreed to pay interest at 2% above the City's true interest rate set at the latest bond issue, which is 1.29%. Therefore, the interest rate will be 3.29%
3. Resident waves all rights to a public hearing regarding the final assessment.

RECOMMENDED COUNCIL ACTION

Staff recommends Council approve the attached resolution authorizing the assessment.

ATTACHMENTS

Resolution

RESOLUTION NO.

RESOLUTION CERTIFYING MISCELLANEOUS PRIVATE PROPERTY ASSESSMENT FOR RECOVERY OF CITY EXPENSES

WHEREAS, Minnesota Statutes §429.101 allows the City to certify special charges associated with servicing property as special assessments with the County Auditor; and

WHEREAS, the following White Bear Lake, MN private property owner, signed an assessment agreement waiving all rights to a public hearing regarding the following assessment:

Property Owner 2184 8 th Street White Bear Lake, MN	Water service line repair between the building connection for the home and the main in the street. Total Assessment:	<u>\$11,378.57</u> \$11,378.57
--	--	--

NOW, THEREFORE, BE IT RESOLVED, by the City Council of the City of White Bear Lake, Minnesota, that charges associated with maintaining private property within the City are certified to the County Auditor for collection as special assessments.

BE IT FURTHER RESOLVED, by the City Council of the City of White Bear Lake that assessment total listed above shall be payable over one year at an annual interest rate of 3.29%

The foregoing resolution, offered by Councilmember _____, and supported by Councilmember _____, was declared carried on the following vote:

Ayes:
Nays:
Passed:

Jo Emerson, Mayor

ATTEST:

Kara Coustry, City Clerk



City of White Bear Lake
Finance Department
MEMORANDUM

To: Mayor and City Councilmembers
From: Kerri Kindsvater, Finance Director
Date: August 5, 2021
Subject: **Reinstatement of late fees for utility bill account payments**

BACKGROUND / SUMMARY

Properties in the City's utility billing system are divided into three groups, each billed quarterly. Customers have one month between receiving the bill and its due date to pay the current bill amount. A 10% late fee is added to the account if the payment for these services is not received within two weeks of the due date.

Following the declaration of a state of emergency in early 2020 due to COVID-19 and in anticipation of financial hardship for many residents, the City Council approved a resolution suspending all late fees related to utility payments effective for services rendered back to January 1, 2020 and not to be reinstated until passage of another resolution.

During this fee suspension period, the utility system continued calculating late fees on qualifying accounts each billing cycle without applying the fees to the account balances. The following chart compares the monthly number of delinquent bills qualifying for late fees and the corresponding 10% charge for 2018 through July 2021.

In reviewing the data below, it is evident that Council action last year did offer financial assistance to customers who were not able to pay the amount on their bill each quarter. With the exception of a few months, the number of accounts and the respective late fee charges remained relatively consistent with pre-pandemic data during the suspension time. It appears that the number of accounts qualifying for late fees is decreasing as we move through 2021, though the delinquent accounts receiving fees have higher quarterly bills as the calculated fees remain just under last year's totals at the same point in the year.

As the economy continues to re-open and grow, staff is bringing this information to the City Council for discussion in consideration of re-instating the 10% late fee to the original terms on utility bills.

	2018		2019		2020		2021	
	Accts	10% Fees	Accts	10% Fees	Accts	10% Fees	Accts	10% Fees
Jan	549	\$9,464.62	523	\$8,556.29	558	\$8,895.97	467	\$8,835.38
Feb	415	5,648.29	427	6,710.67	413	6,222.08	348	5,933.40
Mar	498	8,128.73	515	9,290.55	519	7,788.78	454	8,816.72
Apr	522	8,955.89	516	8,558.92	578	10,433.72	478	9,641.56
May	418	6,385.81	454	7,887.50	439	7,480.75	398	8,650.93
Jun	487	8,037.92	523	8,960.58	444	8,058.59	453	9,295.42
Jul	549	8,248.27	549	8,064.33	589	13,550.57	460	8,919.20
Subtotal	3,438	54,869.53	3,507	58,028.84	3,540	62,430.46	3,058	60,092.61
Aug	400	5,847.16	451	6,873.77	380	7,018.18		
Sep	492	7,972.15	479	8,527.15	444	7,946.13		
Oct	486	8,666.96	537	9,851.95	473	9,102.93		
Nov	432	8,378.99	410	6,733.60	381	6,815.81		
Dec	479	7,957.43	491	8,709.17	521	9,495.23		
Total	9,165	\$93,692.22	9,382	\$98,724.48	9,279	\$102,808.74	6,116	\$60,092.61
Uncollected utility bill late fees during the suspension						79,901.91	60,092.61	

RECOMMENDED COUNCIL ACTION – DISCUSSION ITEM

No Council action requested.



City of White Bear Lake
Community Development Department

MEMORANDUM

To: Ellen Hiniker, City Manager

From: Anne Kane, Community Development Director
Samantha Crosby, Planning & Zoning Coordinator

Date: August 18, 2021 for the August 24, 2021 City Council Meeting

Subject: 5th Street Vacation

BACKGROUND

In July of 1977, two requests for the vacation of two different segments of the 5th Street ROW were considered by the City Council. Vacation “A” is between Highway 96 and Clarence Street. Vacation “B” is between the north line of Clarence Street and Whitaker Street, south of “A”. Vacation “A” was approved by the City Council, but Vacation “B” was not. The Vacation “B” resolution was accidentally recorded with Ramsey County when it shouldn’t have been. Luckily the error was realized fairly quickly and an affidavit was recorded nullifying the mistake. All three documents are attached, including a graphic depiction of the subject area, and the minutes from the Council meeting at which Vacation “B” was denied.

It is believed that the error was corrected for quite some time, as there are a number of City and County maps from the late 1990’s and early 2000’s that show the correct configuration: 5th Street vacated only from Highway 96 to the north side of Clarence Street. At some point in the past 10 to 15 years, the error was somehow recreated. Vacation “B” is now reflected on these maps.

SUMMARY

The property to the west of the vacated 5th street, 1788 Highway 96, is known as the Tice Parcel. The heirs of Rose Tice are interested in developing the property with a 4-lot cul-de-sac type subdivision for attached (side-by-side) townhomes (8 units total). Such a configuration complies with the R-4 zoning district in which the property is located. However, the cul-de-sac would extend westward from the west end of Clarence Street. These preliminary discussions are what brought the issue to staff’s attention.

There are utilities which extend through both Clarence Street and Park Street. Also, there is a public benefit to having pedestrian access to the nature area west of Park Street. The land is City owned and has never been anticipated for development, but vehicular access would also be useful for purposes such as wetland maintenance and snow plowing.

City staff has reviewed the matter and agrees that not all of the erroneous Vacation “B” needs to be rescinded. Only the two 60 foot wide areas over the west end of Clarence Street and Park Street are needed for access and utility purposes. (See the yellow areas in the graphic depiction.) The

Hinckley Street street-end is not needed because it is completely surrounded by City-owned property.

Staff reached out to Ramsey County who expressed doubt about the legal viability of leaving a mistake in place. It appears that the best path forward would be for the Council to re-affirm the denial of Vacation “B”, but simultaneously approve a new two-part vacation of 5th Street: from the south of Clarence Street to the north of Park Street, and from the south of Park Street to the north of Whitaker Street. This would leave the directly adjacent neighbors the land that they have believed was theirs for the past few decades and would also provide the public road access to the Tice parcel that is desired for logical site layout and development.

RECOMMENDED COUNCIL ACTION – DISCUSSION ITEM

No action requested at this time. A public hearing will be scheduled on a future date for formal consideration by Council.

ATTACHMENTS

1. Staff Graphic
2. Doc. No. 1976172 – Correct resolution (Vacation A)
3. Doc. No. 1969239 – Incorrect resolution (Vacation B)
4. Doc No. 1976415 - Affidavit nullifying incorrectly filed resolution
5. Council minutes from July 12, 1977.

1976172

RESOLUTION NO. 3408

RESOLUTION VACATING RIGHT-OF-WAY OF CITY STREET

WHEREAS, the City Council has received a petition from affected property owners requesting the vacation of Fifth Avenue from the south right-of-way line of Highway 96 to the north right-of-way line of Clarence Street, and

WHEREAS, a public hearing has been held to discuss this matter and this hearing has been preceded by a published notice,

WHEREAS, it appears to be in the public interest to vacate this said portion of Fifth Avenue,

NOW, THEREFORE, BE IT RESOLVED by the City Council of White Bear Lake, Minnesota; orders the vacation of Fifth Avenue from the south right-of-way line of Highway 96 to the north right-of-way line of Clarence Street.

The foregoing resolution, offered by Stanius and supported by Strange, was declared carried on the following vote:

Ayes: Stanius, McCarty, Anderson, Rask, Strange
Nays: None
Passed: June 14, 1977

ENTERED IN TRANSFER RECORD

8-30 1977

LOU MCKENNA

Auditor Ramsey County, Minnesota

By E. J. Puffer
DEPUTY

ATTEST

Raymond R. Siebenaler
Raymond R. Siebenaler, City Clerk

Robert J. Hansen
Robert J. Hansen, Mayor

I, Raymond R. Siebenaler, the duly qualified Clerk of the City of White Bear Lake, County of Ramsey, hereby certify that the foregoing is a true and correct copy of a resolution passed by the City Council on June 14, 1977

Raymond R. Siebenaler
Raymond R. Siebenaler, City Clerk

I hereby certify that this _____ is entitled to filing or recordation without payment of fees pursuant to laws 1967, Chapter 124, it being for the benefit of

6509 340.00 NO 19LE A

AUG 30 2 50 PM '77

It being for the benefit of
the instrument to laws 1907, Chapter 154,
to insure the validity of
to nullify or defeat
I hereby certify that the

Recd.
1976172
White Bear Lake, City
Council of
to
Public

STATE OF MINNESOTA)
County of Ramsey) ss
Office of the County Recorder
This is to certify that the within instrument
was filed for record in this office at St. Paul
on the 30 day of Aug.
A.D. 19 77 at 2:50 o'clock P.M., and that
the same was recorded in Ramsey County
Records as Doc. No. 1976172
By ROBERT I. GIBBONS Deputy
County Recorder

✓

NEWCOME WALLACE & NEWCOME
ATTORNEYS AT LAW
150 First National Bank Bldg.
ST. PAUL, MINNESOTA 55102

RESOLUTION NO. _____

RESOLUTION VACATING RIGHT-OF-WAY OF CITY STREET

WHEREAS, the City Council has received a petition from affected property owners requesting the vacation of Fifth Avenue from the north right-of-way line of Clarence Street to the north right-of-way line of Whitaker Street, and

WHEREAS, a public hearing has been held to discuss this matter and this hearing has been preceded by a published notice,

WHEREAS, it appears to be in the public interest to vacate this said portion of Fifth Avenue,

NOW, THEREFORE, BE IT RESOLVED by the City Council of White Bear Lake, Minnesota, orders the vacation of Fifth Avenue from the north right-of-way line of Clarence Street to the north right-of-way line of Whitaker Street.

The foregoing resolution, offered by Councilman Stanius and supported by Councilman Strange, was declared carried on the following vote:

Ayes: Stanius, McCarty, Anderson, Rask, Strange
Nays: None
Passed: June 14, 1977

Robert J. Hansen s/s
Robert J. Hansen, Mayor

ATTEST:

Raymond R. Siebenaler
Raymond R. Siebenaler, City Clerk

Raymond R. Siebenaler, the duly qualified Clerk of the City of White Bear Lake, County of Ramsey, hereby certify that the foregoing is a true and correct copy of a resolution passed by the City Council on June 14, 1977.

Raymond R. Siebenaler
Raymond R. Siebenaler, City Clerk

9803 \$00.00 TOTL. B

1969239

JUN 27 2 07 PM '77

~~196~~

1969239
Recd.

City of W. B. Lake
to
Public

Reg
of Recds

STATE OF MINNESOTA) County of Ramsey) ss
Office of the County Recorder
This is to certify that the within instrument was filed for record in this office at St. Paul on the <u>27</u> day of <u>June</u> A.D. 19 <u>71</u> at <u>8:01</u> o'clock <u>P.</u> M, and that the same was recorded in Ramsey County Records as Doc. No. <u>1969239</u>
By _____ Deputy
ROBERT T. GIBBONS County Recorder

X
City Planner
City of W. B. Lake
55710

1976415

SEP 1 9 32 AM '77

STATE OF MINNESOTA)
) ss
COUNTY OF RAMSEY)

AFFIDAVIT

Thomas W. Newcome being first duly sworn on oath deposes and states that he is the attorney for the City of White Bear Lake, a municipal corporation located in the County of Ramsey and State of Minnesota.

That the unnumbered Resolution filed by the City of White Bear Lake on June 27, 1977 as Document No. 1969232 was filed in error. That the City Council did not adopt a Resolution ordering the vacation of Fifth Avenue from the North right-of-way line of Clarence Street to the north right-of-way line of Whitaker Street as set forth in said Resolution.

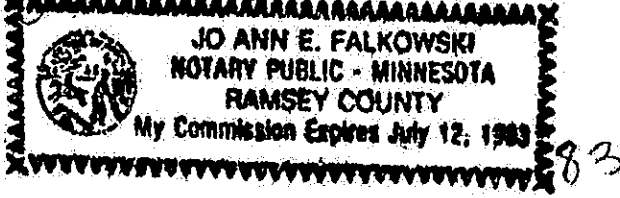
Further Affiant sayeth not except to state that the purpose of this Affidavit is to nullify and revoke the filing of said Resolution.

Dated at White Bear Lake, Minnesota this 31st day of August, 1977.

Thomas W. Newcome
Thomas W. Newcome

Subscribed and sworn to before me this 31st day of August, 1977.

Jo Ann E. Falkowski
Notary Public




This instrument was prepared by:

NEWCOME, WALLACE & NEWCOME
Attorneys at Law
W-1360 First National Bank Bldg.
St. Paul, Minnesota 55101

I hereby certify that this Document
is not to filing or
without payment of
fees pursuant to laws 1967, Chapter 124,
it being for the benefit of

7623 \$40.00 - A

44
1976415
Newcome
to
Public



RECORDED
INDEXED
MAY 19 1976
COUNTY OF RAMSEY
ST. PAUL, MINN.

STATE OF MINNESOTA)
County of Ramsey) ss
Office of the County Recorder

This is to certify that the within instrument was filed for record in this office at St. Paul on the 1 day of Sept. A.D. 19 77 at 9:32 o'clock A.M., and that the same was recorded in Ramsey County Records as Doc. No. 1976415


By _____ Deputy
ROBERT T. GIBBONS
County Recorder

X

Thomas Newcome
W-1360 1st Natl Bk Bldg
St. Paul 55101


Robert J. Hansen, Mayor

ATTEST:


Raymond R. Siebenaler, City Clerk

C. Approval of M.T.C. Route changes.

Councilwoman Rask moved approval of the route changes for M.T.C. and was supported by Councilman Strange. On roll call, all voted aye. Motion carried.

V. RESOLUTIONS:

- A. Resolution vacating Right of Way for City Street. Fifth Avenue from north right of way line of Clarence Street to south right of way line of Whitaker Street.

No action was taken on this resolution as it was recommended by the staff and the Council that the vacation be denied.

- B. Resolution Vacating Right of Way for City Street. Hinkley Street from 4th Avenue to 5th Avenue.

No action on this resolution as it was recommended by the staff and the Council that the vacation be denied.

- C. Resolution regarding Metro Housing Grant.

Councilwoman Rask moved approval of the resolution and was supported by Councilman Strange. The following resolution was presented for adoption:

RESOLUTION NO. 3413

RESOLUTION REQUESTING AND AUTHORIZING THE METROPOLITAN COUNCIL HOUSING AND REDEVELOPMENT AUTHORITY TO APPLY FOR REHABILITATION GRANT FUNDS FOR IMPLEMENTATION OF THE HOME IMPROVEMENT GRANT PROGRAM WITHIN THE CITY OF WHITE BEAR LAKE, MINNESOTA.

WHEREAS, the Minnesota Housing Finance Agency, State of Minnesota, has been authorized to undertake a program to provide grants of funds to property owners for the purpose of housing rehabilitation;

WHEREAS, the City of White Bear Lake desires to assist low income homeowners in making repairs to their homes for the purpose of correcting defects directly affecting the safety, habitability, and/or energy usage of the property;

WHEREAS, the Minnesota Housing Finance Agency, State of Minnesota, will accept applications from housing and redevelopment authorities

**City of White Bear Lake
Summary of Revenues
As of March 31, 2021**

Items	Adopted Budget	Current	YTD 2021	Percent 2021	YTD 2020	Percent 2020
General Fund						
01000 - Property Taxes	\$ 6,669,500	\$ -	\$ -	0.00%	\$ -	0.00%
01000 - Licenses/Permits	763,850	56,605	192,205	25.16%	291,050	49.69%
01000 - Fines	60,000	3,741	8,111	13.52%	15,275	30.55%
01000 - Administrative Citations	9,000	7,040	9,020	100.22%	2,535	56.52%
01000 - Intergovernmental Revenue	2,114,297	3,343	359,801	17.02%	113,148	2.92%
01000 - Charges for Service	714,671	46,757	133,331	18.66%	179,749	25.67%
01000 - Franchise Fees	294,000	-	307,570	104.62%	294,079	100.00%
01000 - Interest	115,000	-	-	0.00%	-	0.00%
01000 - Miscellaneous	42,150	19,613	25,558	60.64%	26,608	81.77%
01000 - Transfers	1,360,000	113,333	427,100	31.40%	331,250	24.48%
Total General Fund	<u>12,142,468</u>	<u>250,432</u>	<u>1,462,696</u>	<u>12.05%</u>	<u>1,253,694</u>	<u>9.40%</u>
Special Revenue						
02030 - Armory	57,750	3,491	11,561	20.02%	21,686	41.75%
02040 - Surface Water Pollution	169,040	12,502	39,880	23.59%	-	0.00%
02050 - Marina	384,000	-	-	0.00%	1,347	0.33%
05200 - Sports Center	515,015	44,458	139,381	27.06%	105,509	25.55%
02060 - Forfeiture	40,000	18,612	23,278	58.20%	12,881	25.61%
04240 - Economic Development	558,400	53,570	141,345	25.31%	523,721	21.16%
Total Special Revenue Funds	<u>1,724,205</u>	<u>132,633</u>	<u>355,445</u>	<u>20.62%</u>	<u>665,144</u>	<u>19.04%</u>
Enterprise Funds						
05010 - Water	4,349,130	458,034	298,361	6.86%	285,584	9.81%
05050 - Sewer	3,332,300	184,805	855,987	25.69%	838,530	22.44%
05100 - Refuse	1,758,167	129,914	422,476	24.03%	401,310	24.07%
05250 - Ambulance	1,947,000	171,334	481,214	24.72%	459,289	19.55%
05300 - Pioneer Manor	414,500	33,553	99,428	23.99%	437,932	55.45%
05350 - License Bureau	656,600	59,255	139,395	21.23%	221,947	34.70%
Total Enterprise Funds	<u>12,457,697</u>	<u>1,036,895</u>	<u>2,296,861</u>	<u>18.44%</u>	<u>2,644,592</u>	<u>21.87%</u>
Internal Service Funds						
06000 - Insurance	485,533	21,397	64,191	13.22%	124,340	15.65%
06200 - Employment Expense	3,272,842	252,270	756,206	23.11%	734,720	23.20%
Total Internal Service Funds	<u>3,758,375</u>	<u>273,667</u>	<u>820,397</u>	<u>21.83%</u>	<u>859,060</u>	<u>21.69%</u>
Total Revenues	<u>30,082,745</u>	<u>1,693,627</u>	<u>4,935,399</u>	<u>16.41%</u>	<u>5,422,490</u>	<u>9.32%</u>

Percent of Year Complete 25.00%

General Fund licenses/permits are down from this time last year due to two higher value permits issued in 2020 for the construction of a new car dealership, as well as a decrease in building permit/plan review activity.

Intergovernmental revenues in the General Fund were up in 2021 due to a larger portion of the City's municipal construction aid being allocated to the City earlier in the year than in 2020.

2021 Armory and License Bureau revenue is down due COVID-19 regulations and changes to appointment services.

In 2021, the City implemented a Surface Water management fee on quarterly utility bills to finance the storm water system maintenance and activities. An allocation of local government aid has historically been allocated to the fund, but due to a decrease in the City's local government aid allocation in 2021, this fund will no longer receive that revenue stream.

Forfeiture revenues vary based on the level of actual vehicle seizure activity for the year.

In March 2020, Pioneer Manor received a one-time \$382,000 Community Development Block Grant (CDBG) to replace all windows and perform related exterior improvements.

City of White Bear Lake, MN
Summary of Expenditures
As of March 31, 2021

Items	Revised Budget	Current	YTD 2021	Percent 2021	YTD 2020	Percent 2020
General Fund						
01000 - Legislative	\$ 156,491	\$ 8,562	\$ 33,934	21.68%	\$ 34,391	22.20%
01000 - Administration	402,573	30,416	79,532	19.76%	80,087	20.42%
01000 - Finance	627,854	46,787	139,304	22.19%	135,823	21.49%
01000 - Legal Counselor	65,569	5,217	9,126	13.92%	6,467	7.75%
01000 - City Hall	331,535	18,905	67,325	20.31%	61,550	18.82%
01000 - Elections	84,461	36	17,784	21.06%	12,734	21.25%
01000 - Police	5,002,617	368,591	974,341	19.48%	982,257	20.91%
01000 - Dispatch	218,000	17,829	53,488	24.54%	35,952	16.88%
01000 - Animal Control	24,024	976	3,153	13.12%	3,756	16.87%
01000 - Prosecution	158,591	12,667	38,122	24.04%	25,000	16.24%
01000 - Emergency Preparedness	16,414	781	1,352	8.24%	1,514	12.01%
01000 - Fire	986,352	66,906	179,432	18.19%	180,910	18.38%
01000 - Engineering	726,320	45,714	131,208	18.06%	131,698	19.95%
01000 - Public Works Facility	193,932	16,259	50,081	25.82%	40,270	20.68%
01000 - Garage	151,771	11,017	29,496	19.43%	29,607	20.08%
01000 - Streets	587,948	33,094	79,031	13.44%	91,687	15.70%
01000 - Snow/Ice Removal	272,964	33,971	99,410	36.42%	129,349	50.98%
01000 - Street Lighting	203,669	12,607	27,290	13.40%	30,443	15.97%
01000 - Parks	728,068	41,104	104,692	14.38%	108,093	17.07%
01000 - Planning	380,869	27,116	71,707	18.83%	72,162	20.72%
01000 - Building & Code Enforcement	653,990	44,789	121,453	18.57%	119,329	19.02%
01000 - General Services/Contingency*	141,580	2,083	57,166	40.38%	53,451	38.12%
Total General Fund	<u>12,115,592</u>	<u>845,427</u>	<u>2,368,427</u>	<u>19.55%</u>	<u>2,366,530</u>	<u>5.38%</u>
Special Revenue						
02030 - Armory	77,855	7,015	19,352	24.86%	17,398	26.41%
02040 - Surface Water Pollution	282,877	8,390	23,743	8.39%	15,655	6.61%
02050 - Marina	368,263	8,416	23,581	6.40%	48,349	12.84%
05200 - Sports Center	626,702	57,087	132,539	21.15%	147,030	26.47%
02060 - Forfeiture	27,450	822	9,380	34.17%	5,252	21.07%
04240 - Economic Development	741,467	35,162	167,451	22.58%	269,544	13.46%
Total Special Revenue Funds	<u>2,124,614</u>	<u>116,892</u>	<u>376,046</u>	<u>17.70%</u>	<u>503,228</u>	<u>15.43%</u>
Enterprise Funds						
05010 - Water Distribution	3,627,473	88,987	230,386	6.35%	225,259	11.40%
05010 - Water Treatment	945,162	40,722	117,739	12.46%	101,702	17.63%
Total Water	<u>4,572,635</u>	<u>129,709</u>	<u>348,125</u>	<u>7.61%</u>	<u>326,961</u>	<u>12.81%</u>
05050 - Sewer	3,450,185	53,958	918,709	26.63%	895,729	24.85%
05100 - Refuse	1,710,957	46,642	276,393	16.15%	247,303	14.19%
05250 - Ambulance	2,169,048	147,808	437,459	20.17%	468,241	21.44%
05300 - Pioneer Manor	468,450	19,597	63,204	13.49%	228,275	27.36%
05350 - License Bureau	780,139	55,752	145,686	18.67%	195,084	23.60%
Total Enterprise Funds	<u>8,578,779</u>	<u>453,466</u>	<u>2,189,576</u>	<u>25.52%</u>	<u>2,034,632</u>	<u>20.11%</u>
Internal Service Funds						
06000 - Insurance	429,250	269,983	284,676	66.32%	26,166	6.00%
06200 - Employment Expense	3,510,175	217,356	895,138	25.50%	890,816	26.73%
Total Internal Service Funds	<u>3,939,425</u>	<u>487,339</u>	<u>1,179,814</u>	<u>29.95%</u>	<u>916,982</u>	<u>24.34%</u>
Total Expenditures	<u>31,331,045</u>	<u>1,903,124</u>	<u>6,113,863</u>	<u>19.51%</u>	<u>6,148,333</u>	<u>19.19%</u>

Percent of Year Complete 25.00%

*General Services/Contingency YTD in 2021 includes \$50,916 of Northeast Youth & Family Services payments and \$6,250 in transfers out to the Armory Fund.

**CITY OF WHITE BEAR LAKE
MONTHLY DISBURSEMENTS REGISTER
As of March 31, 2021**

VENDOR CLAIMS PAID:

<u>Date</u>	<u>City Amount</u>	<u>Deputy Registrar</u>	<u>Total</u>
March 5	\$ 215,527.43	\$ 574,107.74	\$ 789,635.17
March 12	424,888.21	777,293.13	1,202,181.34
March 19	167,465.38	986,707.05	1,154,172.43
March 26	400,711.31	1,002,144.82	1,402,856.13
March 31	12,847.36	431,970.54	
Total Vendor Claims	<u>\$ 1,221,439.69</u>	<u>\$ 3,772,223.28</u>	<u>\$ 4,993,662.97</u>

PAYROLL CLAIMS PAID:

March 5	Regular	\$ 429,711.12	\$ -	\$ 429,711.12
March 19	Regular	439,032.79	-	439,032.79
Total Payroll Claims		<u>\$ 868,743.91</u>	<u>\$ -</u>	<u>\$ 868,743.91</u>

TOTAL DISBURSEMENTS	<u>\$ 2,090,183.60</u>	<u>\$ 3,772,223.28</u>	<u>\$ 5,862,406.88</u>
---------------------	------------------------	------------------------	------------------------

City of White Bear Lake
Cash and Investment Analysis
March 31, 2021

	<u>Adjusted Book Balance</u>
Balance per Books	35,950,319.12
4/2 Payroll transfer	(243,895.25)
	<u>35,706,423.87</u>

	<u>Adjusted Bank Balance</u>
<u>Account</u>	
Payroll Balance	246,485.02
Outstanding checks	(244,485.01)
4/20 transfer to general fund	
	<u>\$2,000.01</u>

General	
Bank Balance	794,416.59
Outstanding checks	(73,315.18)
3/29 Cash	100.00
3/29 EP	845.00
3/29 Invoice Cloud	1,173.09
3/29 Invoice Cloud	360.00
3/29 Invoice Cloud	150.00
3/29 Invoice Cloud	70.00
3/29 Invoice Cloud	45.00
3/30 EP	415.78
3/30 Invoice Cloud	1,207.01
3/30 Invoice Cloud	70.00
3/31 EP	143.00
3/31 Invoice Cloud	3,756.99
3/31 Invoice Cloud	295.00
3/31 Invoice Cloud	60.00
3/31 General cash	45.00
3/31 UB	6,440.76
3/31 General Cash	420.00
3/29 CC	235.20
3/30 cc	217.59
3/31 cc	613.53
3/29 vantiv	168.00
3/30 vantiv	260.00
3/31 vantiv	330.00
3/31 sports center cc	5,108.00
3/31 vanco	5,710.50
3/18 Stripe	124.34
3/19 Stripe	248.68
3/21 Stripe	85.22
3/28 Stripe	170.44
3/29 Stripe	380.00
3/30 Stripe	143.90
	<u>750,493.44</u>

LB	
Bank Balance	730,467.08
3/30 LB transfer	(130,718.24)
3/30 LB Deposit	92,773.45
3/30 LB CC	8,855.14
3/30 ACH	68.50
3/30 ACH	2,393.11
3/31 LB transfer	(171,130.97)
3/31 LB Deposit	57,558.66
3/31 LB CC	4,990.00
3/31 ACH	112,544.12
3/30 MN Game Fish	(388.25)
3/30 MN DNR	(5,004.10)
in transit	(519.25)
in transit	(70.25)
in transit	106.50
in transit	249.50
	<u>702,175.00</u>

Adjusted Balance	<u>1,452,668.44</u>
Subtotal Balance per Bank	1,454,668.45
Investments per Subledger	<u>34,251,755.42</u>
	<u>35,706,423.87</u>

Account	Account Description	Company	Amount
1010	CASH	00999 CASH COMPANY	324,991.53
1010	CASH	01000 GENERAL FUND	4,894,613.05
1010	CASH	02030 ARMORY FUND	33,218.48
1010	CASH	02040 SURFACE WATER POLLUTION PREV	862,422.87
1010	CASH	02050 MARINA FUND	256,120.66
1010	CASH	02060 FORFEITURE FUND	96,289.66
1010	CASH	03020 1986 MUNICIPAL BLDG BOND FUND	.17-
1010	CASH	03040 1993 TAX INCREMENT BOND FUND	102,306.83-
1010	CASH	03070 NONBONDED DEBT SERVICE FUND	622,720.02
1010	CASH	03071 2002 SPECIAL ASSESSMENT BONDS	160,672.49-
1010	CASH	03081 BOATWORKS TIF DEBT SERVICE	79,924.87-
1010	CASH	03082 G.O. STREET SC EQUIP 2018A	66,268.44
1010	CASH	03083 G.O. TAX ABATEMENT SC 2018B	22,258.14-
1010	CASH	03084 G.O. IMPROVEMENT BONDS 2019A	329,297.37
1010	CASH	03085 G.O. STREET/EQUIP BONDS 2020A	11,135.44-
1010	CASH	04010 PARK IMPROVEMENT FUND	1,732,748.99
1010	CASH	04100 EQUIPMENT ACQUISITION FUND	1,953,513.59
1010	CASH	04240 ECONOMIC DEVELOPMENT FUND	2,934,764.50
1010	CASH	04300 MUNICIPAL BUILDING FUND	944,537.94
1010	CASH	04400 INTERIM CONSTRUCTION FUND	4,758,113.43
1010	CASH	04600 HRA FUND	1,026,429.06
1010	CASH	04770 COMMUNITY REINVESTMENT FUND	7,644,795.95
1010	CASH	05010 WATER FUND	872,400.42
1010	CASH	05050 SEWER FUND	831,227.12
1010	CASH	05100 REFUSE FUND	217,401.48
1010	CASH	05200 SPORTS CENTER FUND	85,883.60
1010	CASH	05250 AMBULANCE FUND	273,888.25
1010	CASH	05300 PIONEER MANOR FUND	289,718.74
1010	CASH	05350 LICENSE BUREAU FUND	207,915.25
1010	CASH	06000 GENERAL INSURNANCE FUND	2,679,300.74
1010	CASH	06200 EMPLOYMENT EXPENSE FUND	1,909,793.97
1010	CASH	07000 DEPUTY REGISTRAR FUND	5,010.93-
1010	CASH	07020 INVESTMENT FUND	98,121.47
1010	CASH	07030 EMPLOYEE FLEX SPENDING FUND	3,176.90
1010	CASH	07040 ESCROW FUND	381,954.51
		1010 CASH	35,950,319.12

Report Totals 35,950,319.12

City of White Bear Lake
Schedule of Investments
April 30, 2021

Institution	Type	Face Amount (Par)	Principal	Accrued Interest	Total Cost	Coupon Rate	Yield Rate	Buy Price	Trade Date	Purchase	Callable	Maturity	Balance	
Wells	FFCB	FFCB	300,000.00	300,220.87	1,144.00	301,364.87	1.560%	1.500%	100.070	01/23/20	01/24/20	No	04/26/21	300,000.00
Wells	FNMA	FNMA	500,000.00	496,042.33	2,326.39	498,368.72	1.250%	1.745%	99.208	09/19/19	09/20/19	No	05/06/21	498,368.72
RBC	CD	CD Pinnacle Bk Nashville Tenn	249,000.00	249,000.00	-	249,000.00	1.600%	1.600%	100.000	01/30/20	02/14/20	No	05/14/21	249,000.00
Wells	FFCB	FFCB	400,000.00	411,170.83	3,609.72	414,780.55	2.875%	0.510%	102.793	03/18/20	03/19/20	No	05/26/21	403,280.55
RBC	CD	CD Great Southern Bk	249,000.00	249,000.00	-	249,000.00	1.100%	1.100%	100.000	03/25/20	03/27/20	No	05/27/21	249,000.00
Wells	FHLB	FHLB	500,000.00	506,700.00	2,031.25	508,731.25	2.250%	1.500%	101.340	08/05/19	08/16/19	No	06/11/21	500,000.00
RBC	CD	CD Bank Baroda New York NY	245,000.00	245,000.00	13.42	245,013.42	0.200%	0.200%	100.000	06/18/20	06/02/20	No	06/11/21	245,013.42
RBC	CD	CD Providence Bk Rocky Mt North	249,000.00	249,000.00	-	249,000.00	1.050%	1.050%	100.000	03/03/20	03/25/20	No	06/25/21	249,000.00
RBC	CD	CD Customers BK Phoenixville PA	247,000.00	247,000.00	-	247,000.00	1.650%	1.650%	100.000	12/04/19	12/27/19	No	06/28/21	247,000.00
RBC	CD	CD Preferred Bk Los Angeles CA	249,000.00	249,000.00	-	249,000.00	1.700%	1.700%	100.000	12/17/19	12/31/19	No	06/30/21	249,000.00
RBC	CD	CD Synovus Bk Columbus GA	247,000.00	247,000.00	-	247,000.00	1.650%	1.650%	100.000	12/04/19	12/19/19	No	07/19/21	247,000.00
RBC	CD	CD Morgan Stanley Pvt Bk	247,000.00	247,000.00	-	247,000.00	1.700%	1.700%	100.000	01/30/20	02/06/20	No	08/06/21	247,000.00
RBC	CD	CD Pioneer Bk SSB Austin Tx	248,000.00	248,000.00	-	248,000.00	1.600%	1.600%	100.000	01/30/20	02/14/20	No	08/16/21	248,000.00
RBC	CD	CD John Marshall BK VA	249,000.00	249,000.00	-	249,000.00	0.300%	0.003%	100.000	05/01/20	05/22/20	No	08/23/21	249,000.00
RBC	CD	CD ICBC Ltd New York Branch	249,000.00	249,000.00	-	249,000.00	0.100%	0.100%	100.000	10/05/20	10/22/20	No	08/23/21	249,000.00
RBC	CD	CD Southeast Bank Athens Tenn	249,000.00	249,000.00	-	249,000.00	0.100%	0.100%	100.000	08/21/20	08/28/20	No	08/27/21	249,000.00
RBC	CD	CD Beal Bk USA Las Vegas Nev	249,000.00	249,000.00	-	249,000.00	0.150%	0.150%	100.000	08/21/20	09/02/20	No	09/01/21	249,000.00
RBC	CD	CD First Natl Bk of Albany Tex	249,000.00	249,000.00	-	249,000.00	0.100%	0.100%	100.000	08/21/20	09/09/20	No	09/09/21	249,000.00
Wells	FHLB	FHLB	300,000.00	304,096.79	1,385.42	305,482.21	2.375%	1.604%	101.370	11/19/19	11/20/19	No	09/10/21	300,000.00
RBC	CD	CD United Cmnty Bk W Kentucky	249,000.00	249,000.00	-	249,000.00	0.750%	0.750%	100.000	03/10/20	03/18/20	No	09/17/21	249,000.00
RBC	CD	CD New York Cmnty Bk Westbury New York	247,000.00	247,000.00	-	247,000.00	1.850%	1.850%	100.000	09/10/19	09/27/19	No	09/27/21	247,000.00
RBC	CD	CD Lakeland Bk NFLD N J	248,000.00	248,000.00	-	248,000.00	1.100%	1.100%	100.000	03/25/20	03/30/20	No	09/30/21	248,000.00
RBC	CD	CD Texas Cap Bk NA Dallas Tex	249,000.00	249,000.00	-	249,000.00	0.150%	0.150%	100.000	08/26/20	09/03/20	No	10/04/21	249,000.00
RBC	CD	CD First Premier Bk Sioux Falls	248,000.00	248,000.00	-	248,000.00	1.150%	1.150%	100.000	04/02/20	04/15/20	No	10/15/21	248,000.00
RBC	CD	CD Provident Bank Amesbury Mass	249,000.00	249,000.00	-	249,000.00	0.100%	0.100%	100.000	10/06/20	10/19/20	No	10/19/21	249,000.00
RBC	CD	CD Parkway Bk & Tr Harwood Heights Ill	249,000.00	249,000.00	-	249,000.00	0.100%	0.100%	100.000	10/06/20	10/29/20	No	10/29/21	249,000.00
RBC	CD	CD Farmers St Bk Waterloo Iowa	249,000.00	249,000.00	-	249,000.00	1.600%	1.600%	100.000	10/15/19	11/06/19	No	11/05/21	249,000.00
RBC	CD	CD International Bk Chicago Ill	249,000.00	249,000.00	-	249,000.00	0.300%	0.300%	100.000	05/05/20	05/15/20	No	11/15/21	249,000.00
RBC	CD	CD Live Oak Bkg Co NC	249,000.00	249,000.00	-	249,000.00	1.850%	1.850%	100.000	08/06/19	08/21/19	No	11/22/21	249,000.00
RBC	CD	CD Berkshire Bk Pittsfield MA	248,000.00	248,000.00	-	248,000.00	1.150%	1.150%	100.000	04/08/20	04/15/20	No	12/09/21	248,000.00
Wells	FFCB	FFCB	500,000.00	499,513.53	-	499,513.53	1.580%	1.630%	99.900	12/18/19	12/19/19	No	12/13/21	499,645.20
Wells	FNMA	Fannie Mae	500,000.00	504,578.96	55.56	504,634.52	2.000%	1.532%	99.821	01/06/20	01/07/20	No	01/05/22	500,000.00
RBC	CD	CD Bank Ozark	249,000.00	249,000.00	-	249,000.00	0.350%	0.350%	100.000	05/05/20	05/08/20	No	01/10/22	249,000.00
RBC	CD	CD Raymond James	246,000.00	246,000.00	-	246,000.00	2.950%	2.950%	100.000	01/17/19	01/25/19	No	01/25/22	246,000.00
RBC	CD	CD Morgan Stanley Bk	247,000.00	247,000.00	-	247,000.00	1.700%	1.750%	100.000	01/30/20	01/30/20	No	02/07/22	247,000.00
RBC	CD	CD Comenity Capital Bank, Utah	249,000.00	249,000.00	-	249,000.00	2.850%	2.850%	100.000	02/04/19	02/15/19	No	02/15/22	249,000.00
RBC	CD	CD Hanmi Bank Los Angeles	249,000.00	249,000.00	-	249,000.00	1.900%	1.900%	100.000	08/05/19	08/16/19	No	02/16/22	249,000.00
RBC	CD	CD Landmark Cmnty Bk TN	249,000.00	249,000.00	-	249,000.00	1.900%	1.900%	100.000	08/08/19	08/23/19	No	02/23/22	249,000.00
RBC	CD	CD Safra Natl Bank New York NY	249,000.00	249,000.00	-	249,000.00	0.050%	0.050%	100.000	02/23/21	03/04/21	No	03/03/22	249,000.00
RBC	CD	CD Synchrony Bank	246,000.00	246,000.00	-	246,000.00	2.700%	2.700%	100.000	03/06/19	03/08/19	No	03/08/22	246,000.00
RBC	CD	CD Enerbank USA UT	249,000.00	249,000.00	-	249,000.00	0.950%	0.950%	100.000	03/03/20	03/13/20	No	03/14/22	249,000.00
RBC	CD	CD Axos Bk San Diego Calif	249,000.00	249,000.00	-	249,000.00	1.550%	1.550%	100.000	03/02/20	03/26/20	No	03/28/22	249,000.00
RBC	CD	CD Goldman Sachs Bank	246,000.00	246,000.00	-	246,000.00	2.600%	2.600%	100.000	03/26/19	04/03/19	No	04/04/22	246,000.00
RBC	Treas	US Treasury Note	300,000.00	307,159.22	2,800.14	309,959.36	2.250%	0.050%	102.386	03/12/21	03/15/21	No	04/15/22	309,959.36
RBC	CD	CD First Internet Bk Ind Indianapolis	249,000.00	249,000.00	-	249,000.00	0.600%	0.600%	100.000	05/01/20	05/11/20	No	05/11/22	249,000.00
RBC	CD	CD Capital One BK USA	246,000.00	246,000.00	-	246,000.00	2.450%	2.450%	100.000	05/14/19	05/22/19	No	05/23/22	246,000.00

RBC	CD	CD Lakeside Bk Chicago	249,000.00	249,000.00	-	249,000.00	1.650%	1.650%	100.000	12/17/19	12/20/19	No	06/20/22	249,000.00
RBC	CD	CD Capital One NA	246,000.00	246,000.00	-	246,000.00	2.200%	2.200%	100.000	06/24/19	06/26/19	No	06/27/22	246,000.00
RBC	Treas	US Treasury Note	400,000.00	409,921.88	96.69	410,018.57	1.750%	0.080%	102.480	01/19/21	01/20/21	No	07/15/22	410,018.57
RBC	CD	CD Merrick Bk South Jordan Utah	249,000.00	249,000.00	-	249,000.00	2.050%	2.050%	100.000	08/05/19	08/09/19	No	08/09/22	249,000.00
RBC	CD	CD CIT Bk Natl Assn Pasadena CA	247,000.00	247,000.00	-	247,000.00	1.950%	1.950%	100.000	08/07/19	08/23/19	No	08/23/22	247,000.00
RBC	CD	CD Bank Hapoalim BM New York	249,000.00	249,000.00	-	249,000.00	0.250%	0.250%	100.000	08/21/20	08/26/20	No	08/26/22	249,000.00
RBC	CD	CD Meridian Corp	249,000.00	249,000.00	-	249,000.00	0.100%	0.100%	100.000	02/16/21	02/26/21	No	08/26/22	249,000.00
RBC	CD	CD BMW Bank NA, Salt Lake City	248,000.00	248,000.00	-	248,000.00	0.800%	0.800%	100.000	03/06/20	03/13/20	No	09/13/22	248,000.00
RBC	Treas	US Treasury Note	400,000.00	408,476.30	32.61	408,508.91	1.500%	0.810%	102.119	03/16/21	03/17/21	No	09/15/22	408,508.91
RBC	FHLB	FHLB	300,000.00	300,000.00	-	300,000.00	0.190%	0.190%	100.000	09/11/20	09/21/20	12/21/20	09/21/22	300,000.00
RBC	FFCB	FFCB	300,000.00	300,000.00	-	300,000.00	0.120%	0.120%	100.000	12/15/20	12/22/20	06/22/21	09/22/22	300,000.00
RBC	Treas	US Treasury Note	400,000.00	408,906.25	1,465.66	410,371.91	1.375%	0.089%	102.227	01/19/21	01/20/21	No	10/15/22	410,371.91
RBC	Treas	US Treasury Note	300,000.00	306,057.00	1,711.20	307,768.20	1.375%	0.100%	102.019	03/12/21	03/15/21	No	10/15/22	307,768.20
RBC	Freddie	Freddie Mac	300,000.00	300,000.00	-	300,000.00	0.200%	0.200%	100.000	11/19/20	11/30/20	11/23/21	11/23/22	300,000.00
RBC	CD	CD First Fed Svgs & LN Assn OCD	249,000.00	249,000.00	-	249,000.00	0.150%	0.150%	100.000	11/19/20	11/25/20	No	11/25/22	249,000.00
RBC	CD	CD Medallion Bk Salt Lake City	249,000.00	249,000.00	-	249,000.00	1.700%	1.700%	100.000	11/19/19	11/29/19	No	11/29/22	249,000.00
RBC	CD	CD Winter Hill Bank FSB	249,000.00	249,000.00	-	249,000.00	0.150%	0.150%	100.000	12/02/20	12/10/20	No	12/09/22	249,000.00
RBC	Freddie	Freddie Mac	300,000.00	300,000.00	-	300,000.00	0.200%	0.200%	100.000	11/24/20	12/16/20	12/16/21	12/16/22	300,000.00
RBC	CD	CD Amerant Bk Natl	249,000.00	249,000.00	-	249,000.00	1.850%	1.850%	100.000	12/17/19	12/20/19	No	12/20/22	249,000.00
RBC	CD	CD Wells Fargo Natl Bank Las Vegas Nev	249,000.00	249,000.00	-	249,000.00	1.850%	1.850%	100.000	12/17/19	12/30/19	No	12/30/22	249,000.00
RBC	Treas	US Treasury Note	300,000.00	307,594.44	733.43	308,327.87	1.500%	0.120%	102.531	03/12/21	03/15/21	No	01/15/23	308,327.87
RBC	CD	CD Bankunitd A Svgs Bk Miami	249,000.00	249,000.00	-	249,000.00	0.100%	0.100%	100.000	01/13/21	01/22/21	04/22/21	01/23/23	249,000.00
RBC	Treas	US Treasury Note	500,000.00	523,242.19	5,388.93	528,631.12	2.375%	0.100%	104.648	01/13/21	01/14/21	No	01/31/23	528,631.12
RBC	Treas	US Treasury Note	400,000.00	410,546.88	2,361.41	412,908.29	1.375%	0.100%	102.637	01/19/21	01/20/21	No	02/15/23	412,908.29
RBC	Treas	US Treasury Note	300,000.00	310,768.80	464.09	311,232.89	2.000%	0.130%	103.589	03/12/21	03/15/21	No	02/15/23	311,232.89
RBC	CD	CD Homestreet Bk Washington	249,000.00	249,000.00	-	249,000.00	0.100%	0.100%	100.000	02/16/21	02/22/21	No	02/22/23	249,000.00
RBC	Treas	US Treasury Note	400,000.00	403,437.50	701.66	404,139.16	0.500%	0.100%	100.859	01/19/21	01/20/21	No	03/15/23	404,139.16
RBC	Treas	US Treasury Note	300,000.00	302,156.24	-	302,156.24	0.500%	0.140%	100.719	03/12/21	03/15/21	No	03/15/23	302,156.24
RBC	CD	CD Apollo Bk Miami FLA	249,000.00	249,000.00	-	249,000.00	0.100%	0.100%	100.000	02/23/21	03/17/21	No	03/17/23	249,000.00
RBC	Treas	US Treasury Note	400,000.00	401,250.00	266.48	401,516.48	0.250%	0.110%	100.313	01/19/21	01/20/21	No	04/15/23	401,516.48
RC	Treas	US Treasury Note	300,000.00	300,624.00	311.13	300,935.13	0.250%	0.150%	100.208	03/12/21	03/15/21	No	04/15/23	300,935.13
Wells	FFCB	FFCB Bullet	1,000,000.00	990,300.00	5,076.39	995,376.39	2.125%	2.250%	99.030	02/10/15	02/11/15	No	05/15/23	995,376.39
RBC	Treas	US Treasury Note	400,000.00	401,296.88	98.90	401,395.78	0.250%	0.115%	100.324	01/19/21	01/20/21	No	06/15/23	401,395.78
RBC	Treas	US Treasury Note	300,000.00	300,539.34	185.44	300,724.78	0.250%	0.170%	100.180	03/12/21	03/15/21	No	06/15/23	300,724.78
RBC	Treas	US Treasury Note	300,000.00	299,940.00	5.18	299,945.18	0.125%	0.133%	99.980	01/19/21	01/20/21	No	07/15/23	299,945.18
RBC	Treas	US Treasury Note	300,000.00	299,615.40	61.12	299,676.52	0.125%	0.180%	99.872	03/12/21	03/15/21	No	07/15/23	299,676.52
RBC	CD	CD Community West Bk Goleta Calif	249,000.00	249,000.00	-	249,000.00	0.150%	0.150%	100.000	01/19/21	01/29/21	No	07/28/23	249,000.00
RBC	CD	United Fid Bk FSB Evansvile	249,000.00	249,000.00	-	249,000.00	0.150%	0.150%	100.000	01/26/21	02/05/21	No	08/04/23	249,000.00
RBC	Treas	US Treasury Note	400,000.00	400,000.00	214.67	400,214.67	0.125%	0.125%	100.000	01/19/21	01/20/21	No	08/15/23	400,214.67
RBC	Treas	US Treasury Note	300,000.00	316,815.00	580.11	317,395.11	2.500%	0.180%	105.605	03/12/21	03/15/21	No	08/15/23	317,395.11
RBC	Treas	US Treasury Note	400,000.00	399,859.38	175.41	400,034.79	0.125%	0.138%	99.965	01/19/21	01/20/21	No	09/15/23	400,000.00
RBC	Treas	US Treasury Note	400,000.00	399,843.75	133.24	399,976.99	0.125%	0.139%	99.961	01/19/21	01/20/21	No	10/15/23	399,976.99
RBC	FFCB	FFCB	300,000.00	300,000.00	-	300,000.00	0.290%	0.290%	100.000	10/22/20	11/02/20	11/02/21	11/02/23	300,000.00
UBS	CD	CD Northpointe Bk Grand Rapids MI	245,000.00	245,000.00	-	245,000.00	0.250%	0.250%	100.000	10/28/20	11/13/20	No	11/13/23	245,000.00
RBC	Freddie	Freddie Mac	300,000.00	300,000.00	-	300,000.00	0.300%	0.300%	100.000	11/16/20	12/01/20	06/01/22	12/01/23	300,000.00
RBC	FFCB	FFCB	300,000.00	300,000.00	-	300,000.00	0.280%	0.280%	100.000	12/02/20	12/08/20	12/08/22	12/08/23	300,000.00
RBC	CD	CD Florida Cap Bk Natl Assn Tarpon Springs	249,000.00	249,000.00	-	249,000.00	0.250%	0.250%	100.000	11/19/20	12/17/20	No	12/18/23	249,000.00
RBC	Freddie	Freddie Mac	300,000.00	300,000.00	22.50	300,022.50	0.300%	0.300%	100.000	10/07/20	10/08/20	12/29/21	12/29/23	300,000.00
Wells	FHLB	FHLB	400,000.00	399,894.25	40.11	399,934.36	0.190%	0.199%	99.973	01/08/21	01/11/21	12/22/21	12/22/23	399,934.36
Wells	FFCB	FFCB	300,000.00	299,734.09	95.83	299,829.92	0.250%	0.281%	99.911	04/09/21	04/12/21	No	02/26/24	299,829.92
RBC	FFCB	FFCB	500,000.00	500,000.00	-	500,000.00	0.400%	0.420%	100.000	08/27/20	09/09/20	09/09/22	09/09/24	500,000.00
RBC	FNMA	Fannie Mae	300,000.00	300,000.00	-	300,000.00	0.400%	0.400%	100.000	12/03/20	12/17/20	12/17/21	12/17/24	300,000.00

RBC	CD	CD Texas Exchange Bk Crowley	249,000.00	249,000.00	-	249,000.00	0.500%	0.500%	100.000	12/02/20	12/18/20	03/18/21	12/18/24	249,000.00
RBC	FFCB	FFCB	300,000.00	300,000.00	-	300,000.00	0.390%	0.390%	100.000	01/05/21	01/14/21	04/14/21	07/14/25	300,000.00
RBC	CD	CD State Bk India Chicago Ill	249,000.00	249,000.00	-	249,000.00	0.500%	0.498%	100.000	01/08/21	01/22/21	No	01/22/26	249,000.00
RBC	CD	BMO Harris Bk Natl Assn	249,000.00	249,000.00	-	249,000.00	0.550%	0.550%	100.000	01/26/21	02/18/21	05/18/21	02/18/26	249,000.00
RBC	CD	FHLB	335,000.00	335,000.00	-	335,000.00	0.800%	0.800%	100.000	02/25/21	03/16/21	06/16/21	03/16/26	335,000.00
RBC	FFCB	FFCB	300,000.00	300,600.00	37.33	300,637.33	0.640%	0.606%	100.200	01/11/21	01/12/21	01/05/22	01/05/27	300,637.33
RBC	FFCB	FFCB	300,000.00	300,000.00	-	300,000.00	0.700%	0.700%	100.000	01/22/21	01/27/21	01/27/23	01/27/27	300,000.00
RBC	CD	CD JP Morgan Chase CO	246,000.00	246,000.00	-	246,000.00	0.750%	1.009%	100.000	11/24/20	11/30/20	05/30/21	05/30/28	246,000.00

.75 through 5/30/25, 1.00 through 5/30/27, 2.25 through 5/30/28

4M Fund	Open					Open	Open	100.000		Open		Open		847,743.04
RBC Insured Cash Sweep	Open					Open	Open	100.000		Open		Open		596,207.45
RBC Insured Cash Sweep Deposit in Transit to 4m Fund														
UBS Money Market Fund	Open					Open	Open	100.000		Open		Open		1,001,294.48

Market Value Adjustment 263,102.46

34,622,236.48

**City of White Bear Lake
Summary of Revenues
As of April 30, 2021**

Items	Adopted Budget	Current	YTD 2021	Percent 2021	YTD 2020	Percent 2020
General Fund						
01000 - Property Taxes	\$ 6,669,500	\$ -	\$ -	0.00%	\$ -	0.00%
01000 - Licenses/Permits	763,850	64,028	256,233	33.54%	303,829	51.87%
01000 - Fines	60,000	7,071	15,182	25.30%	20,460	40.92%
01000 - Administrative Citations	9,000	7,880	16,900	187.78%	2,745	61.20%
01000 - Intergovernmental Revenue	2,114,297	20,002	379,803	17.96%	161,627	4.17%
01000 - Charges for Service	714,671	65,899	199,230	27.88%	225,359	32.18%
01000 - Franchise Fees	294,000	-	307,570	104.62%	294,079	100.00%
01000 - Interest	115,000	-	-	0.00%	-	0.00%
01000 - Miscellaneous	42,150	8,119	33,677	79.90%	27,112	83.32%
01000 - Transfers	1,360,000	113,333	540,433	39.74%	441,667	32.64%
Total General Fund	<u>12,142,468</u>	<u>286,332</u>	<u>1,749,028</u>	<u>14.40%</u>	<u>1,476,878</u>	<u>11.07%</u>
Special Revenue						
02030 - Armory	57,750	2,295	13,857	23.99%	23,769	45.76%
02040 - Surface Water Pollution	169,040	12,682	52,562	31.09%	-	0.00%
02050 - Marina	384,000	384,000	384,000	100.00%	1,347	0.33%
05200 - Sports Center	515,015	62,940	197,857	38.42%	95,129	23.03%
02060 - Forfeiture	40,000	1,952	25,230	63.08%	14,621	29.07%
04240 - Economic Development	558,400	26,564	167,909	30.07%	531,342	21.47%
Total Special Revenue Funds	<u>1,724,205</u>	<u>490,433</u>	<u>841,415</u>	<u>48.80%</u>	<u>666,208</u>	<u>19.07%</u>
Enterprise Funds						
05010 - Water	4,349,130	34,981	333,342	7.66%	412,049	14.15%
05050 - Sewer	3,332,300	237,859	1,093,846	32.83%	1,066,417	28.54%
05100 - Refuse	1,758,167	131,749	554,225	31.52%	524,716	31.48%
05250 - Ambulance	1,947,000	147,215	628,429	32.28%	647,023	27.54%
05300 - Pioneer Manor	414,500	34,184	133,612	32.23%	471,700	59.72%
05350 - License Bureau	656,600	62,862	202,257	30.80%	243,902	38.13%
Total Enterprise Funds	<u>12,457,697</u>	<u>648,850</u>	<u>2,945,711</u>	<u>23.65%</u>	<u>3,365,807</u>	<u>27.83%</u>
Internal Service Funds						
06000 - Insurance	485,533	29,252	93,444	19.25%	163,250	20.55%
06200 - Employment Expense	3,272,842	313,835	1,070,040	32.69%	977,057	30.86%
Total Internal Service Funds	<u>3,758,375</u>	<u>343,087</u>	<u>1,163,484</u>	<u>30.96%</u>	<u>1,140,307</u>	<u>28.79%</u>
Total Revenues	<u>30,082,745</u>	<u>1,768,702</u>	<u>6,699,638</u>	<u>22.27%</u>	<u>6,649,200</u>	<u>20.22%</u>

Percent of Year Complete 33.33%

General Fund licenses/permits are down from this time last year due to two higher value permits issued in 2020 for the construction of a new car dealership, as well as a decrease in building permit/plan review activity.

General Fund administrative citations are up over 2020 as a result of a higher number of citations issued in 2021.

Intergovernmental revenues in the General Fund were up in 2021 due to a larger portion of the City's municipal construction aid being allocated to the City earlier in the year than in 2020.

2021 Armory and License Bureau revenue is down due COVID-19 regulations and changes to appointment services.

Marina revenues are up in 2021 due to receipting the White Bear Boatworks slip rental earlier than in 2020.

Sports Center revenues in 2020 were less than in 2021 as a result of COVID-19 closures and related refunds.

In 2021, the City implemented a Surface Water management fee on quarterly utility bills to finance the storm water system maintenance and activities. An allocation of local government aid has historically been allocated to the fund, but due to a decrease in the City's local government aid allocation in 2021, this fund will no longer receive that revenue stream.

Forfeiture revenues vary based on the level of actual vehicle seizure activity for the year.

In March 2020, Pioneer Manor received a one-time \$382,000 Community Development Block Grant (CDBG) to replace all windows and perform related exterior improvements.

City of White Bear Lake, MN
Summary of Expenditures
As of April 30, 2021

Items	Revised Budget	Current	YTD 2021	Percent 2021	YTD 2020	Percent 2020
General Fund						
01000 - Legislative	\$ 156,491	\$ 10,026	\$ 42,960	27.45%	\$ 41,929	27.06%
01000 - Administration	402,573	44,000	122,407	30.41%	109,865	28.02%
01000 - Finance	627,854	69,985	209,289	33.33%	184,292	29.16%
01000 - Legal Counselor	65,569	3,887	13,013	19.85%	6,606	7.91%
01000 - City Hall	331,535	28,893	96,218	29.02%	102,158	31.24%
01000 - Elections	84,461	36	17,820	21.10%	25,395	42.37%
01000 - Police	5,002,617	568,587	1,542,928	30.84%	1,331,781	28.35%
01000 - Dispatch	218,000	240	53,728	24.65%	53,807	25.26%
01000 - Animal Control	24,024	1,097	4,250	17.69%	4,735	21.27%
01000 - Prosecution	158,591	13,458	51,580	32.52%	50,333	32.69%
01000 - Emergency Preparedness	16,414	437	1,789	10.90%	2,106	16.71%
01000 - Fire	986,352	84,220	263,652	26.73%	247,163	25.12%
01000 - Engineering	726,320	66,733	197,941	27.25%	178,340	27.02%
01000 - Public Works Facility	193,932	18,492	62,797	32.38%	52,987	27.21%
01000 - Garage	151,771	12,803	42,298	27.87%	40,253	27.31%
01000 - Streets	587,948	51,942	132,967	22.62%	123,361	21.12%
01000 - Snow/Ice Removal	272,964	7,774	109,590	40.15%	140,784	55.49%
01000 - Street Lighting	203,669	16,468	43,758	21.48%	50,027	26.25%
01000 - Parks	728,068	53,125	158,436	21.76%	152,519	24.09%
01000 - Planning	380,869	46,286	117,993	30.98%	98,287	28.22%
01000 - Building & Code Enforcement	653,990	60,413	181,866	27.81%	168,632	26.88%
01000 - General Services/Contingency*	141,580	3,363	60,529	42.75%	55,534	39.60%
Total General Fund	<u>12,115,592</u>	<u>1,162,265</u>	<u>3,527,809</u>	<u>29.12%</u>	<u>3,220,894</u>	<u>24.27%</u>
Special Revenue						
02030 - Armory	77,855	4	19,356	24.86%	22,164	33.64%
02040 - Surface Water Pollution	282,877	13,697	37,440	13.24%	19,549	8.25%
02050 - Marina	368,263	89,423	113,005	30.69%	56,655	15.05%
05200 - Sports Center	626,702	68,355	200,894	32.06%	190,654	34.32%
02060 - Forfeiture	27,450	1,894	11,273	41.07%	6,142	24.64%
04240 - Economic Development	741,467	163,131	332,707	44.87%	409,974	20.47%
Total Special Revenue Funds	<u>2,124,614</u>	<u>336,504</u>	<u>714,675</u>	<u>33.64%</u>	<u>705,138</u>	<u>21.62%</u>
Enterprise Funds						
05010 - Water Distribution	3,627,473	65,038	295,699	8.15%	285,485	14.45%
05010 - Water Treatment	945,162	52,886	170,625	18.05%	162,176	28.11%
Total Water	<u>4,572,635</u>	<u>117,924</u>	<u>466,324</u>	<u>10.20%</u>	<u>447,661</u>	<u>17.54%</u>
05050 - Sewer	3,450,185	247,481	1,166,672	33.81%	1,191,442	33.05%
05100 - Refuse	1,710,957	136,308	412,701	24.12%	384,748	22.07%
05250 - Ambulance	2,169,048	205,538	642,996	29.64%	630,162	28.86%
05300 - Pioneer Manor	468,450	16,979	80,184	17.12%	449,810	53.90%
05350 - License Bureau	780,139	85,495	231,181	29.63%	262,267	31.72%
Total Enterprise Funds	<u>8,578,779</u>	<u>809,725</u>	<u>3,000,058</u>	<u>34.97%</u>	<u>2,918,429</u>	<u>28.66%</u>
Internal Service Funds						
06000 - Insurance	429,250	25,718	310,394	72.31%	30,703	7.05%
06200 - Employment Expense	3,510,175	287,113	1,182,251	33.68%	1,234,492	37.05%
Total Internal Service Funds	<u>3,939,425</u>	<u>312,831</u>	<u>1,492,645</u>	<u>37.89%</u>	<u>1,265,195</u>	<u>33.58%</u>
Total Expenditures	<u>31,331,045</u>	<u>2,621,325</u>	<u>8,735,187</u>	<u>27.88%</u>	<u>8,557,317</u>	<u>26.70%</u>

Percent of Year Complete 33.33%

*General Services/Contingency YTD in 2021 includes \$50,916 of Northeast Youth & Family Services payments, \$1,280 in Senior Bus payments, and \$8,333 in transfers out to the Armory Fund.

Snow/Ice Removal decreased under last year due to a large salt purchase made in January 2020.

Marina expenditures are up in 2021 due to earlier payment of the White Bear Boatworks slip fees than in 2020.

Economic Development expenditures were higher at this time in 2020 due to the one-time acquisition of property.

Pioneer Manor expenses are down from 2020 due to expenditures of \$305,000 in 2020 for the Window Replacement Project.

Expenses in the Insurance Fund are higher than last year's total due to earlier payment of the City's annual insurance premiums in 2021.

**CITY OF WHITE BEAR LAKE
MONTHLY DISBURSEMENTS REGISTER
As of April 30, 2021**

VENDOR CLAIMS PAID:

<u>Date</u>	<u>City Amount</u>	<u>Deputy Registrar</u>	<u>Total</u>
April 2	\$ 254,673.05	\$ 254,453.44	\$ 509,126.49
April 9	1,319.41	867,747.49	869,066.90
April 16	5,531.77	1,079,153.05	1,084,684.82
April 23	872,287.35	783,332.90	1,655,620.25
April 30	304,808.49	881,931.24	
Total Vendor Claims	<u>\$ 1,438,620.07</u>	<u>\$ 3,866,618.12</u>	<u>\$ 5,305,238.19</u>

PAYROLL CLAIMS PAID:

April 2	Regular	\$ 185,189.10	\$ -	\$ 185,189.10
April 16	Regular	433,612.74	-	433,612.74
April 30	Regular	454,490.18		454,490.18
Total Payroll Claims		<u>\$ 1,073,292.02</u>	<u>\$ -</u>	<u>\$ 1,073,292.02</u>

TOTAL DISBURSEMENTS	<u>\$ 2,511,912.09</u>	<u>\$ 3,866,618.12</u>	<u>\$ 6,378,530.21</u>
---------------------	------------------------	------------------------	------------------------

City of White Bear Lake
Cash and Investment Analysis
April 30, 2021

		<u>Adjusted Book Balance</u>
Balance per Books		34,839,483.24
		<u>34,839,483.24</u>

		<u>Adjusted Bank Balance</u>
Payroll	Balance	3,883.24
	Outstanding checks	(1,883.24)
		\$2,000.00

General	Bank Balance	602,871.69
	Outstanding checks	(351,628.59)
	4/28 Invoice cloud	790.00
	4/28 E Permits	444.05
	4/29 Invoice cloud	2,834.16
	4/29 E Permits	718.90
	4/30 Invoice cloud	3,597.38
	4/30 General Cash	2,486.86
	4/30 UB deposit	5,791.83
	4/30 E Permits	720.00
	4/30 SC CC	1,216.00
	4/30 Vanco	2,692.40
	4/30 City MN	(17,485.46)
	4/30 Vlawmo MN	(479.24)
	4/30 MSRS	(1,513.00)
	4/28 CC	1,254.44
	4/30 cc	133.66
	4/19 stripe	19.26
	4/20 stripe	190.00
	4/22 stripe	229.12
	4/23 stripe	85.22
	4/25 stripe	124.34
	4/27 stripe	597.25
	4/28 and 5/10 stripe	623.79
	4/29 and 5/11 stripe	1,721.66
	4/30 and 5/12 stripe	1,138.62
	4/28 Vantiv	864.00
	4/29 Vantiv	260.00
	4/30 Vantiv	405.00

260,703.34

LB	Bank Balance	807,635.26
	4/29 LB Transfer to state	(181,806.37)
	4/29 LB Deposit	74,348.83
	4/29 CC	9,228.56
	4/29 ACH	70,390.84
	4/30 LB Transfer to state	(203,081.28)
	4/30 LB Depsoit	63,993.98
	4/30 CC	8,307.15
	4/30 ACH	136,654.75
	4/30 D Stasey redeposit	29.50
	4/30 Game fish	(361.00)
	4/30 MN DNR	(13,884.88)
	4/30 L O'Malley NSF repayment	540.25

771,995.59

		<u>1,032,698.93</u>
Adjusted Balance		
		1,034,698.93
Subtotal Balance per Bank		
		<u>33,804,784.31</u>
Investments per Subledger		
		<u>34,839,483.24</u>

Account	Account Description	Company	Amount
1010	CASH	00999 CASH COMPANY	177,407.66
1010	CASH	01000 GENERAL FUND	4,004,966.43
1010	CASH	02030 ARMORY FUND	28,243.33
1010	CASH	02040 SURFACE WATER POLLUTION PREV	861,408.56
1010	CASH	02050 MARINA FUND	550,697.39
1010	CASH	02060 FORFEITURE FUND	96,316.71
1010	CASH	03020 1986 MUNICIPAL BLDG BOND FUND	.17-
1010	CASH	03040 1993 TAX INCREMENT BOND FUND	102,306.83-
1010	CASH	03070 NONBONDED DEBT SERVICE FUND	652,141.47
1010	CASH	03071 2002 SPECIAL ASSESSMENT BONDS	160,672.49-
1010	CASH	03081 BOATWORKS TIF DEBT SERVICE	82,374.87-
1010	CASH	03082 G.O. STREET SC EQUIP 2018A	78,498.96
1010	CASH	03083 G.O. TAX ABATEMENT SC 2018B	22,258.14-
1010	CASH	03084 G.O. IMPROVEMENT BONDS 2019A	329,297.37
1010	CASH	03085 G.O. STREET/EQUIP BONDS 2020A	713.18-
1010	CASH	04010 PARK IMPROVEMENT FUND	1,888,889.73
1010	CASH	04100 EQUIPMENT ACQUISITION FUND	1,710,302.06
1010	CASH	04240 ECONOMIC DEVELOPMENT FUND	2,800,131.34
1010	CASH	04300 MUNICIPAL BUILDING FUND	879,617.00
1010	CASH	04400 INTERIM CONSTRUCTION FUND	4,690,282.58
1010	CASH	04600 HRA FUND	1,024,241.56
1010	CASH	04770 COMMUNITY REINVESTMENT FUND	7,644,795.95
1010	CASH	05010 WATER FUND	797,894.50
1010	CASH	05050 SEWER FUND	829,423.05
1010	CASH	05100 REFUSE FUND	235,313.59
1010	CASH	05200 SPORTS CENTER FUND	81,690.20
1010	CASH	05250 AMBULANCE FUND	215,565.59
1010	CASH	05300 PIONEER MANOR FUND	307,954.86
1010	CASH	05350 LICENSE BUREAU FUND	193,533.08
1010	CASH	06000 GENERAL INSURNANCE FUND	2,682,834.89
1010	CASH	06200 EMPLOYMENT EXPENSE FUND	1,936,452.94
1010	CASH	07000 DEPUTY REGISTRAR FUND	5,686.05-
1010	CASH	07020 INVESTMENT FUND	130,879.59
1010	CASH	07030 EMPLOYEE FLEX SPENDING FUND	4,140.48
1010	CASH	07040 ESCROW FUND	380,574.10
		1010 CASH	34,839,483.24

Report Totals 34,839,483.24

City of White Bear Lake
Schedule of Investments
April 30, 2021

Institution		Type	Face Amount (Par)	Principal	Accrued Interest	Total Cost	Coupon Rate	Yield Rate	Buy Price	Trade Date	Purchase	Callable	Maturity	Balance
Wells	FNMA	FNMA	500,000.00	496,042.33	2,326.39	498,368.72	1.250%	1.745%	99.208	09/19/19	09/20/19	No	05/06/21	498,368.72
RBC	CD	CD Pinnacle Bk Nashville Tenn	249,000.00	249,000.00	-	249,000.00	1.600%	1.600%	100.000	01/30/20	02/14/20	No	05/14/21	249,000.00
Wells	FFCB	FFCB	400,000.00	411,170.83	3,609.72	414,780.55	2.875%	0.510%	102.793	03/18/20	03/19/20	No	05/26/21	403,280.55
RBC	CD	CD Great Southern Bk	249,000.00	249,000.00	-	249,000.00	1.100%	1.100%	100.000	03/25/20	03/27/20	No	05/27/21	249,000.00
Wells	FHLB	FHLB	500,000.00	506,700.00	2,031.25	508,731.25	2.250%	1.500%	101.340	08/05/19	08/16/19	No	06/11/21	500,000.00
RBC	CD	CD Bank Baroda New York NY	245,000.00	245,000.00	13.42	245,013.42	0.200%	1.700%	100.000	06/18/20	06/02/20	No	06/11/21	245,013.42
RBC	CD	CD Providence Bk Rocky Mt North	249,000.00	249,000.00	-	249,000.00	1.050%	1.050%	100.000	03/03/20	03/25/20	No	06/25/21	249,000.00
RBC	CD	CD Customers BK Phoenixville PA	247,000.00	247,000.00	-	247,000.00	1.650%	1.650%	100.000	12/04/19	12/27/19	No	06/28/21	247,000.00
RBC	CD	CD Preferred Bk Los Angeles CA	249,000.00	249,000.00	-	249,000.00	1.700%	1.700%	100.000	12/17/19	12/31/19	No	06/30/21	249,000.00
RBC	CD	CD Synovus Bk Columbus GA	247,000.00	247,000.00	-	247,000.00	1.650%	1.650%	100.000	12/04/19	12/19/19	No	07/19/21	247,000.00
RBC	CD	CD Morgan Stanley Pvt Bk	247,000.00	247,000.00	-	247,000.00	1.700%	1.700%	100.000	01/30/20	02/06/20	No	08/06/21	247,000.00
RBC	CD	CD Pioneer Bk SSB Austin Tx	248,000.00	248,000.00	-	248,000.00	1.600%	1.600%	100.000	01/30/20	02/14/20	No	08/16/21	248,000.00
RBC	CD	CD John Marshall BK VA	249,000.00	249,000.00	-	249,000.00	0.300%	0.003%	100.000	05/01/20	05/22/20	No	08/23/21	249,000.00
RBC	CD	CD ICBC Ltd New York Branch	249,000.00	249,000.00	-	249,000.00	0.100%	0.100%	100.000	10/05/20	10/22/20	No	08/23/21	249,000.00
RBC	CD	CD Southeast Bank Athens Tenn	249,000.00	249,000.00	-	249,000.00	0.100%	0.100%	100.000	08/21/20	08/28/20	No	08/27/21	249,000.00
RBC	CD	CD Beal Bk USA Las Vegas Nev	249,000.00	249,000.00	-	249,000.00	0.150%	0.150%	100.000	08/21/20	09/02/20	No	09/01/21	249,000.00
RBC	CD	CD First Natl Bk of Albany Tex	249,000.00	249,000.00	-	249,000.00	0.100%	0.100%	100.000	08/21/20	09/09/20	No	09/09/21	249,000.00
Wells	FHLB	FHLB	300,000.00	304,096.79	1,385.42	305,482.21	2.375%	1.604%	101.370	11/19/19	11/20/19	No	09/10/21	300,000.00
RBC	CD	CD United Cmnty Bk W Kentucky	249,000.00	249,000.00	-	249,000.00	0.750%	0.750%	100.000	03/10/20	03/18/20	No	09/17/21	249,000.00
RBC	CD	CD New York Cmnty Bk Westbury New York	247,000.00	247,000.00	-	247,000.00	1.850%	1.850%	100.000	09/10/19	09/27/19	No	09/27/21	247,000.00
RBC	CD	CD Lakeland Bk NFDL N J	248,000.00	248,000.00	-	248,000.00	1.100%	1.100%	100.000	03/25/20	03/30/20	No	09/30/21	248,000.00
RBC	CD	CD Texas Cap Bk NA Dallas Tex	249,000.00	249,000.00	-	249,000.00	0.150%	0.150%	100.000	08/26/20	09/03/20	No	10/04/21	249,000.00
RBC	CD	CD First Premier Bk Sioux Falls	248,000.00	248,000.00	-	248,000.00	1.150%	1.150%	100.000	04/02/20	04/15/20	No	10/15/21	248,000.00
RBC	CD	CD Provident Bank Amesbury Mass	249,000.00	249,000.00	-	249,000.00	0.100%	0.100%	100.000	10/06/20	10/19/20	No	10/19/21	249,000.00
RBC	CD	CD Parkway Bk & Tr Harwood Heights Ill	249,000.00	249,000.00	-	249,000.00	0.100%	0.100%	100.000	10/06/20	10/29/20	No	10/29/21	249,000.00
RBC	CD	CD Farmers St Bk Waterloo Iowa	249,000.00	249,000.00	-	249,000.00	1.600%	1.600%	100.000	10/15/19	11/06/19	No	11/05/21	249,000.00
RBC	CD	CD International Bk Chicago Ill	249,000.00	249,000.00	-	249,000.00	0.300%	0.300%	100.000	05/05/20	05/15/20	No	11/15/21	249,000.00
RBC	CD	CD Live Oak Bkg Co NC	249,000.00	249,000.00	-	249,000.00	1.850%	1.850%	100.000	08/06/19	08/21/19	No	11/22/21	249,000.00
RBC	CD	CD Berkshire Bk Pittsfield MA	248,000.00	248,000.00	-	248,000.00	1.150%	1.150%	100.000	04/08/20	04/15/20	No	12/09/21	248,000.00
Wells	FFCB	FFCB	500,000.00	499,513.53	-	499,513.53	1.580%	1.630%	99.900	12/18/19	12/19/19	No	12/13/21	499,645.20
Wells	FNMA	Fannie Mae	500,000.00	504,578.96	55.56	504,634.52	2.000%	1.532%	99.821	01/06/20	01/07/20	No	01/05/22	500,000.00
RBC	CD	CD Bank Ozark	249,000.00	249,000.00	-	249,000.00	0.350%	0.350%	100.000	05/05/20	05/08/20	No	01/10/22	249,000.00
RBC	CD	CD Raymond James	246,000.00	246,000.00	-	246,000.00	2.950%	2.950%	100.000	01/17/19	01/25/19	No	01/25/22	246,000.00
RBC	CD	CD Morgan Stanley Bk	247,000.00	247,000.00	-	247,000.00	1.700%	1.750%	100.000	01/30/20	01/30/20	No	02/07/22	247,000.00
RBC	CD	CD Comenity Capital Bank, Utah	249,000.00	249,000.00	-	249,000.00	2.850%	2.850%	100.000	02/04/19	02/15/19	No	02/15/22	249,000.00
RBC	CD	CD Hanmi Bank Los Angeles	249,000.00	249,000.00	-	249,000.00	1.900%	1.900%	100.000	08/05/19	08/16/19	No	02/16/22	249,000.00
RBC	CD	CD Landmark Cmnty Bk TN	249,000.00	249,000.00	-	249,000.00	1.900%	1.900%	100.000	08/08/19	08/23/19	No	02/23/22	249,000.00
RBC	CD	CD Safra Natl Bank New York NY	249,000.00	249,000.00	-	249,000.00	0.050%	0.050%	100.000	02/23/21	03/04/21	No	03/03/22	249,000.00
RBC	CD	CD Synchrony Bank	246,000.00	246,000.00	-	246,000.00	2.700%	2.700%	100.000	03/06/19	03/08/19	No	03/08/22	246,000.00
RBC	CD	CD Enerbank USA UT	249,000.00	249,000.00	-	249,000.00	0.950%	0.950%	100.000	03/03/20	03/13/20	No	03/14/22	249,000.00
RBC	CD	CD Axos Bk San Diego Calif	249,000.00	249,000.00	-	249,000.00	1.550%	1.550%	100.000	03/02/20	03/26/20	No	03/28/22	249,000.00
RBC	CD	CD Goldman Sachs Bank	246,000.00	246,000.00	-	246,000.00	2.600%	2.600%	100.000	03/26/19	04/03/19	No	04/04/22	246,000.00
RBC	Treas	US Treasury Note	300,000.00	307,159.22	2,800.14	309,959.36	2.250%	0.050%	102.386	03/12/21	03/15/21	No	04/15/22	309,959.36
RBC	CD	CD First Internet Bk Ind Indianapolis	249,000.00	249,000.00	-	249,000.00	0.600%	0.600%	100.000	05/01/20	05/11/20	No	05/11/22	249,000.00
RBC	CD	CD Capital One BK USA	246,000.00	246,000.00	-	246,000.00	2.450%	2.450%	100.000	05/14/19	05/22/19	No	05/23/22	246,000.00
RBC	CD	CD Lakeside Bk Chicago	249,000.00	249,000.00	-	249,000.00	1.650%	1.650%	100.000	12/17/19	12/20/19	No	06/20/22	249,000.00

RBC	CD	CD Capital One NA	246,000.00	246,000.00	-	246,000.00	2.200%	2.200%	100.000	06/24/19	06/26/19	No	06/27/22	246,000.00
RBC	Treas	US Treasury Note	400,000.00	409,921.88	96.69	410,018.57	1.750%	0.080%	102.480	01/19/21	01/20/21	No	07/15/22	410,018.57
RBC	CD	CD Merrick Bk South Jordan Utah	249,000.00	249,000.00	-	249,000.00	2.050%	2.050%	100.000	08/05/19	08/09/19	No	08/09/22	249,000.00
RBC	CD	CD CIT Bk Natl Assn Pasadena CA	247,000.00	247,000.00	-	247,000.00	1.950%	1.950%	100.000	08/07/19	08/23/19	No	08/23/22	247,000.00
RBC	CD	CD Bank Hapoalim BM New York	249,000.00	249,000.00	-	249,000.00	0.250%	0.250%	100.000	08/21/20	08/26/20	No	08/26/22	249,000.00
RBC	CD	CD Meridian Corp	249,000.00	249,000.00	-	249,000.00	0.100%	0.100%	100.000	02/16/21	02/26/21	No	08/26/22	249,000.00
RBC	CD	CD BMW Bank NA, Salt Lake City	248,000.00	248,000.00	-	248,000.00	0.800%	0.800%	100.000	03/06/20	03/13/20	No	09/13/22	248,000.00
RBC	Treas	US Treasury Note	400,000.00	408,476.30	32.61	408,508.91	1.500%	0.810%	102.119	03/16/21	03/17/21	No	09/15/22	408,508.91
RBC	FHLB	FHLB	300,000.00	300,000.00	-	300,000.00	0.190%	0.190%	100.000	09/11/20	09/21/20	12/21/20	09/21/22	300,000.00
RBC	FFCB	FFCB	300,000.00	300,000.00	-	300,000.00	0.120%	0.120%	100.000	12/15/20	12/22/20	06/22/21	09/22/22	300,000.00
RBC	Treas	US Treasury Note	400,000.00	408,906.25	1,465.66	410,371.91	1.375%	0.089%	102.227	01/19/21	01/20/21	No	10/15/22	410,371.91
RBC	Treas	US Treasury Note	300,000.00	306,057.00	1,711.20	307,768.20	1.375%	0.100%	102.019	03/12/21	03/15/21	No	10/15/22	307,768.20
RBC	Freddie	Freddie Mac	300,000.00	300,000.00	-	300,000.00	0.200%	0.200%	100.000	11/19/20	11/30/20	11/23/21	11/23/22	300,000.00
RBC	CD	CD First Fed Svgs & LN Assn OCD	249,000.00	249,000.00	-	249,000.00	0.150%	0.150%	100.000	11/19/20	11/25/20	No	11/25/22	249,000.00
RBC	CD	CD Medallion Bk Salt Lake City	249,000.00	249,000.00	-	249,000.00	1.700%	1.700%	100.000	11/19/19	11/29/19	No	11/29/22	249,000.00
RBC	CD	CD Winter Hill Bank FSB	249,000.00	249,000.00	-	249,000.00	0.150%	0.150%	100.000	12/02/20	12/10/20	No	12/09/22	249,000.00
RBC	Freddie	Freddie Mac	300,000.00	300,000.00	-	300,000.00	0.200%	0.200%	100.000	11/24/20	12/16/20	12/16/21	12/16/22	300,000.00
RBC	CD	CD Amerant Bk Natl	249,000.00	249,000.00	-	249,000.00	1.850%	1.850%	100.000	12/17/19	12/20/19	No	12/20/22	249,000.00
RBC	CD	CD Wells Fargo Natl Bank Las Vegas Nev	249,000.00	249,000.00	-	249,000.00	1.850%	1.850%	100.000	12/17/19	12/30/19	No	12/30/22	249,000.00
RBC	Treas	US Treasury Note	300,000.00	307,594.44	733.43	308,327.87	1.500%	0.120%	102.531	03/12/21	03/15/21	No	01/15/23	308,327.87
RBC	CD	CD Bankunitd A Svgs Bk Miami	249,000.00	249,000.00	-	249,000.00	0.100%	0.100%	100.000	01/13/21	01/22/21	04/22/21	01/23/23	249,000.00
RBC	Treas	US Treasury Note	500,000.00	523,242.19	5,388.93	528,631.12	2.375%	0.100%	104.648	01/13/21	01/14/21	No	01/31/23	528,631.12
RBC	Treas	US Treasury Note	400,000.00	410,546.88	2,361.41	412,908.29	1.375%	0.100%	102.637	01/19/21	01/20/21	No	02/15/23	412,908.29
RBC	Treas	US Treasury Note	300,000.00	310,768.80	464.09	311,232.89	2.000%	0.130%	103.589	03/12/21	03/15/21	No	02/15/23	311,232.89
RBC	CD	CD Homestreet Bk Washington	249,000.00	249,000.00	-	249,000.00	0.100%	0.100%	100.000	02/16/21	02/22/21	No	02/22/23	249,000.00
RBC	Treas	US Treasury Note	400,000.00	403,437.50	701.66	404,139.16	0.500%	0.100%	100.859	01/19/21	01/20/21	No	03/15/23	404,139.16
RBC	Treas	US Treasury Note	300,000.00	302,156.24	-	302,156.24	0.500%	0.140%	100.719	03/12/21	03/15/21	No	03/15/23	302,156.24
RBC	CD	CD Apollo Bk Miami FLA	249,000.00	249,000.00	-	249,000.00	0.100%	0.100%	100.000	02/23/21	03/17/21	No	03/17/23	249,000.00
RBC	Treas	US Treasury Note	400,000.00	401,250.00	266.48	401,516.48	0.250%	0.110%	100.313	01/19/21	01/20/21	No	04/15/23	401,516.48
RC	Treas	US Treasury Note	300,000.00	300,624.00	311.13	300,935.13	0.250%	0.150%	100.208	03/12/21	03/15/21	No	04/15/23	300,935.13
Wells	FFCB	FFCB Bullet	1,000,000.00	990,300.00	5,076.39	995,376.39	2.125%	2.250%	99.030	02/10/15	02/11/15	No	05/15/23	995,376.39
RBC	Treas	US Treasury Note	400,000.00	401,296.88	98.90	401,395.78	0.250%	0.115%	100.324	01/19/21	01/20/21	No	06/15/23	401,395.78
RBC	Treas	US Treasury Note	300,000.00	300,539.34	185.44	300,724.78	0.250%	0.170%	100.180	03/12/21	03/15/21	No	06/15/23	300,724.78
RBC	Treas	US Treasury Note	300,000.00	299,940.00	5.18	299,945.18	0.125%	0.133%	99.980	01/19/21	01/20/21	No	07/15/23	299,945.18
RBC	Treas	US Treasury Note	300,000.00	299,615.40	61.12	299,676.52	0.125%	0.180%	99.872	03/12/21	03/15/21	No	07/15/23	299,676.52
RBC	CD	CD Community West Bk Goleta Calif	249,000.00	249,000.00	-	249,000.00	0.150%	0.150%	100.000	01/19/21	01/29/21	No	07/28/23	249,000.00
RBC	CD	United Fid Bk FSB Evansville	249,000.00	249,000.00	-	249,000.00	0.150%	0.150%	100.000	01/26/21	02/05/21	No	08/04/23	249,000.00
RBC	Treas	US Treasury Note	400,000.00	400,000.00	214.67	400,214.67	0.125%	0.125%	100.000	01/19/21	01/20/21	No	08/15/23	400,214.67
RBC	Treas	US Treasury Note	300,000.00	316,815.00	580.11	317,395.11	2.500%	0.180%	105.605	03/12/21	03/15/21	No	08/15/23	317,395.11
RBC	Treas	US Treasury Note	400,000.00	399,859.38	175.41	400,034.79	0.125%	0.138%	99.965	01/19/21	01/20/21	No	09/15/23	400,000.00
RBC	Treas	US Treasury Note	400,000.00	399,843.75	133.24	399,976.99	0.125%	0.139%	99.961	01/19/21	01/20/21	No	10/15/23	399,976.99
RBC	FFCB	FFCB	300,000.00	300,000.00	-	300,000.00	0.290%	0.290%	100.000	10/22/20	11/02/20	11/02/21	11/02/23	300,000.00
UBS	CD	CD Northpointe Bk Grand Rapids MI	245,000.00	245,000.00	-	245,000.00	0.250%	0.250%	100.000	10/28/20	11/13/20	No	11/13/23	245,000.00
RBC	Freddie	Freddie Mac	300,000.00	300,000.00	-	300,000.00	0.300%	0.300%	100.000	11/16/20	12/01/20	06/01/22	12/01/23	300,000.00
RBC	FFCB	FFCB	300,000.00	300,000.00	-	300,000.00	0.280%	0.280%	100.000	12/02/20	12/08/20	12/08/22	12/08/23	300,000.00
RBC	CD	CD Florida Cap Bk Natl Assn Tarpon Springs	249,000.00	249,000.00	-	249,000.00	0.250%	0.250%	100.000	11/19/20	12/17/20	No	12/18/23	249,000.00
RBC	Freddie	Freddie Mac	300,000.00	300,000.00	22.50	300,022.50	0.300%	0.300%	100.000	10/07/20	10/08/20	12/29/21	12/29/23	300,000.00
Wells	FHLB	FHLB	400,000.00	399,894.25	40.11	399,934.36	0.190%	0.199%	99.973	01/08/21	01/11/21	12/22/21	12/22/23	399,934.36
Wells	FFCB	FFCB	300,000.00	299,734.09	95.83	299,829.92	0.250%	0.281%	99.911	04/09/21	04/12/21	No	02/26/24	299,829.92
Wells	FHLB	FHLB	300,000.00	299,854.43	70.83	299,925.26	0.250%	0.267%	99.951	04/23/21	04/26/21	No	03/08/24	299,925.26
RBC	FFCB	FFCB	500,000.00	500,000.00	-	500,000.00	0.400%	0.420%	100.000	08/27/20	09/09/20	09/09/22	09/09/24	500,000.00
RBC	FNMA	Fannie Mae	300,000.00	300,000.00	-	300,000.00	0.400%	0.400%	100.000	12/03/20	12/17/20	12/17/21	12/17/24	300,000.00

RBC	CD	CD Texas Exchange Bk Crowley	249,000.00	249,000.00	-	249,000.00	0.500%	0.500%	100.000	12/02/20	12/18/20	03/18/21	12/18/24	249,000.00
UBS	CD	CD Comenity Bank DE US	200,000.00	200,000.00	-	200,000.00	0.650%	0.650%	100.000	04/22/21	04/29/21	No	04/29/25	200,000.00
RBC	FFCB	FFCB	300,000.00	300,000.00	-	300,000.00	0.390%	0.390%	100.000	01/05/21	01/14/21	04/14/21	07/14/25	300,000.00
RBC	CD	CD State Bk India Chicago Ill	249,000.00	249,000.00	-	249,000.00	0.500%	0.498%	100.000	01/08/21	01/22/21	No	01/22/26	249,000.00
RBC	CD	BMO Harris Bk Natl Assn	249,000.00	249,000.00	-	249,000.00	0.550%	0.550%	100.000	01/26/21	02/18/21	05/18/21	02/18/26	249,000.00
RBC	CD	FHLB	335,000.00	335,000.00	-	335,000.00	0.800%	0.800%	100.000	02/25/21	03/16/21	06/16/21	03/16/26	335,000.00
RBC	FFCB	FFCB	300,000.00	300,600.00	37.33	300,637.33	0.640%	0.606%	100.200	01/11/21	01/12/21	01/05/22	01/05/27	300,637.33
RBC	FFCB	FFCB	300,000.00	300,000.00	-	300,000.00	0.700%	0.700%	100.000	01/22/21	01/27/21	01/27/23	01/27/27	300,000.00
RBC	CD	CD JP Morgan Chase CO	246,000.00	246,000.00	-	246,000.00	0.750%	1.009%	100.000	11/24/20	11/30/20	05/30/21	05/30/28	246,000.00

.75 through 5/30/25, 1.00 through 5/30/27, 2.25 through 5/30/28

4M Fund		Open				Open	Open	100.000		Open		Open		27,254.45
RBC Insured Cash Sweep		Open				Open	Open	100.000		Open		Open		199,258.54
RBC Insured Cash Sweep Deposit in Transit to 4m Fund														400,000.00
UBS Money Market Fund		Open				Open	Open	100.000		Open		Open		801,354.55

Market Value Adjustment 263,102.46

33,804,784.31

**City of White Bear Lake
Summary of Revenues
As of May 31, 2021**

Items	Adopted Budget	Current	YTD 2021	Percent 2021	YTD 2020	Percent 2020
General Fund						
01000 - Property Taxes	\$ 6,669,500	\$ -	\$ -	0.00%	\$ -	0.00%
01000 - Licenses/Permits	763,850	48,619	304,852	39.91%	367,638	62.76%
01000 - Fines	60,000	6,765	21,947	36.58%	23,397	46.79%
01000 - Administrative Citations	9,000	1,180	18,080	200.89%	2,865	63.88%
01000 - Intergovernmental Revenue	2,114,297	18,463	398,265	18.84%	181,627	4.68%
01000 - Charges for Service	714,671	55,198	254,429	35.60%	278,920	39.83%
01000 - Franchise Fees	294,000	-	307,570	104.62%	294,079	100.00%
01000 - Interest	115,000	-	-	0.00%	-	0.00%
01000 - Miscellaneous	42,150	5,231	38,908	92.31%	26,328	80.91%
01000 - Transfers	1,360,000	113,333	653,767	48.07%	552,083	40.80%
Total General Fund	<u>12,142,468</u>	<u>248,789</u>	<u>1,997,818</u>	<u>16.45%</u>	<u>1,726,937</u>	<u>12.94%</u>
Special Revenue						
02030 - Armory	57,750	4,921	18,778	32.52%	26,938	51.86%
02040 - Surface Water Pollution	169,040	14,727	67,290	39.81%	-	0.00%
02050 - Marina	384,000	-	384,000	100.00%	386,245	95.09%
05200 - Sports Center	515,015	51,047	248,904	48.33%	94,479	22.88%
02060 - Forfeiture	40,000	-	25,230	63.08%	27,923	55.52%
04240 - Economic Development	558,400	55,952	223,861	40.09%	583,911	23.60%
Total Special Revenue Funds	<u>1,724,205</u>	<u>126,647</u>	<u>968,063</u>	<u>56.15%</u>	<u>1,119,496</u>	<u>32.04%</u>
Enterprise Funds						
05010 - Water	4,349,130	(157,984)	175,358	4.03%	226,576	7.78%
05050 - Sewer	3,332,300	394,663	1,488,508	44.67%	1,444,349	38.66%
05100 - Refuse	1,758,167	176,232	730,457	41.55%	680,188	40.80%
05250 - Ambulance	1,947,000	123,301	751,730	38.61%	735,410	31.30%
05300 - Pioneer Manor	414,500	34,114	167,726	40.46%	504,773	63.91%
05350 - License Bureau	656,600	62,401	264,658	40.31%	273,686	42.79%
Total Enterprise Funds	<u>12,457,697</u>	<u>632,727</u>	<u>3,578,437</u>	<u>28.72%</u>	<u>3,864,982</u>	<u>31.96%</u>
Internal Service Funds						
06000 - Insurance	485,533	21,397	114,841	23.65%	213,465	26.88%
06200 - Employment Expense	3,272,842	341,816	1,411,856	43.14%	1,275,598	40.28%
Total Internal Service Funds	<u>3,758,375</u>	<u>363,213</u>	<u>1,526,697</u>	<u>40.62%</u>	<u>1,489,063</u>	<u>37.59%</u>
Total Revenues	<u>30,082,745</u>	<u>1,371,376</u>	<u>8,071,015</u>	<u>26.83%</u>	<u>8,200,478</u>	<u>24.93%</u>

Percent of Year Complete 41.67%

General Fund licenses/permits are down from this time last year due to two higher value permits issued in 2020 for the construction of a new car dealership, as well as a decrease in building permit/plan review activity.

General Fund administrative citations are up over 2020 as a result of a higher number of citations issued in 2021.

Intergovernmental revenues in the General Fund were up in 2021 due to a larger portion of the City's municipal construction aid being allocated to the City earlier in the year than in 2020.

2021 Armory revenue is down due COVID-19 regulations.

Sports Center revenues in 2020 were less than in 2021 as a result of COVID-19 closures and related refunds.

Economic Development revenue was up in 2020 due to the sale of land to Saputo.

In 2021, the City implemented a Surface Water management fee on quarterly utility bills to finance the storm water system maintenance and activities. An allocation of local government aid has historically been allocated to the fund, but due to a decrease in the City's local government aid allocation in 2021, this fund will no longer receive that revenue stream.

The Water Fund holds the accounts receivable amounts for Water, Sewer and Refuse billings by paying the Sewer and Refuse Funds in full for the monthly customer bills and collecting all revenues paid to the City for the three utilities. The low revenue received in the Water Fund represents a timing issue between when bills are sent out and when customers make their payments. The revenues will increase as bill payments are received in future months.

In March 2020, Pioneer Manor received a one-time \$382,000 Community Development Block Grant (CDBG) to replace all windows and perform related exterior improvements.

City of White Bear Lake, MN
Summary of Expenditures
As of May 31, 2021

Items	Revised Budget	Current	YTD 2021	Percent 2021	YTD 2020	Percent 2020
General Fund						
01000 - Legislative	\$ 156,491	\$ 10,165	\$ 53,125	33.95%	\$ 53,261	34.37%
01000 - Administration	402,573	30,456	152,863	37.97%	153,415	39.12%
01000 - Finance	627,854	48,371	257,659	41.04%	270,595	42.82%
01000 - Legal Counselor	65,569	11,964	24,976	38.09%	23,601	28.28%
01000 - City Hall	331,535	26,111	122,329	36.90%	145,613	44.52%
01000 - Elections	84,461	8,509	26,330	31.17%	25,434	42.44%
01000 - Police	5,002,617	370,818	1,913,746	38.25%	1,842,430	39.22%
01000 - Dispatch	218,000	17,829	71,558	32.82%	72,163	33.88%
01000 - Animal Control	24,024	1,192	5,442	22.65%	5,968	26.81%
01000 - Prosecution	158,591	12,667	64,247	40.51%	63,659	41.35%
01000 - Emergency Preparedness	16,414	818	2,607	15.88%	2,479	19.68%
01000 - Fire	986,352	75,535	339,187	34.39%	338,577	34.41%
01000 - Engineering	726,320	44,884	242,825	33.43%	253,012	38.33%
01000 - Public Works Facility	193,932	18,918	81,716	42.14%	70,682	36.29%
01000 - Garage	151,771	12,924	55,222	36.39%	52,556	35.65%
01000 - Streets	587,948	39,531	172,498	29.34%	185,768	31.80%
01000 - Snow/Ice Removal	272,964	1,632	111,221	40.75%	143,232	56.45%
01000 - Street Lighting	203,669	12,891	56,648	27.81%	62,269	32.67%
01000 - Parks	728,068	53,432	211,867	29.10%	220,505	34.82%
01000 - Planning	380,869	29,779	147,772	38.80%	136,169	39.09%
01000 - Building & Code Enforcement	653,990	44,215	226,081	34.57%	238,955	38.09%
01000 - General Services/Contingency*	141,580	2,083	62,613	44.22%	57,618	41.09%
Total General Fund	<u>12,115,592</u>	<u>874,724</u>	<u>4,402,532</u>	<u>36.34%</u>	<u>4,417,961</u>	<u>33.29%</u>
Special Revenue						
02030 - Armory	77,855	5,978	25,334	32.54%	27,500	41.74%
02040 - Surface Water Pollution	282,877	7,861	45,301	16.01%	25,234	10.65%
02050 - Marina	368,263	7,795	120,800	32.80%	136,874	36.36%
05200 - Sports Center	626,702	44,332	245,226	39.13%	230,845	41.56%
02060 - Forfeiture	27,450	-	11,273	41.07%	6,442	25.85%
04240 - Economic Development	741,467	37,758	370,465	49.96%	489,284	24.43%
Total Special Revenue Funds	<u>2,124,614</u>	<u>103,724</u>	<u>818,399</u>	<u>38.52%</u>	<u>916,179</u>	<u>28.09%</u>
Enterprise Funds						
05010 - Water Distribution	3,627,473	77,674	373,374	10.29%	395,477	20.02%
05010 - Water Treatment	945,162	101,995	272,619	28.84%	226,708	39.30%
Total Water	<u>4,572,635</u>	<u>179,669</u>	<u>645,993</u>	<u>14.13%</u>	<u>622,185</u>	<u>24.38%</u>
05050 - Sewer	3,450,185	459,080	1,625,751	47.12%	1,636,665	45.40%
05100 - Refuse	1,710,957	150,396	563,097	32.91%	572,476	32.84%
05250 - Ambulance	2,169,048	152,938	795,934	36.70%	841,858	38.55%
05300 - Pioneer Manor	468,450	13,614	93,798	20.02%	479,100	57.41%
05350 - License Bureau	780,139	61,359	292,540	37.50%	345,545	41.80%
Total Enterprise Funds	<u>8,578,779</u>	<u>1,017,056</u>	<u>4,017,113</u>	<u>46.83%</u>	<u>3,875,644</u>	<u>38.30%</u>
Internal Service Funds						
06000 - Insurance	429,250	15,826	326,220	76.00%	307,332	70.53%
06200 - Employment Expense	3,510,175	208,993	1,391,245	39.63%	1,512,129	45.38%
Total Internal Service Funds	<u>3,939,425</u>	<u>224,819</u>	<u>1,717,465</u>	<u>43.60%</u>	<u>1,819,461</u>	<u>48.29%</u>
Total Expenditures	<u>31,331,045</u>	<u>2,220,323</u>	<u>10,955,509</u>	<u>34.97%</u>	<u>11,651,430</u>	<u>36.36%</u>

Percent of Year Complete 41.67%

*General Services/Contingency YTD in 2021 includes \$50,916 of Northeast Youth & Family Services payments, \$1,280 in Senior Bus payments, and \$10,417 in transfers out to the Armory Fund.

Snow/Ice Removal decreased under last year due to a large salt purchase made in January 2020.

Economic Development expenditures were higher at this time in 2020 due to the one-time acquisition of property.

Water treatment expenditures are up in 2021 as a result of an emergency replacement of the Well #1 motor.

Pioneer Manor expenses are down from 2020 due to expenditures of \$305,000 in 2020 for the Window Replacement Project.

**CITY OF WHITE BEAR LAKE
MONTHLY DISBURSEMENTS REGISTER
As of May 31, 2021**

VENDOR CLAIMS PAID:

<u>Date</u>	<u>City Amount</u>	<u>Deputy Registrar</u>	<u>Total</u>
May 7	\$ 68,231.98	\$ 1,084,842.31	\$ 1,153,074.29
May 14	209,157.40	875,855.08	1,085,012.48
May 21	404,555.62	1,026,586.97	1,431,142.59
May 28	321,366.37	1,132,428.86	1,453,795.23
Total Vendor Claims	<u>\$ 1,003,311.37</u>	<u>\$ 4,119,713.22</u>	<u>\$ 5,123,024.59</u>

PAYROLL CLAIMS PAID:

May 14	Regular	\$ 422,444.14		\$ 422,444.14
May 28	Regular	425,433.39		425,433.39
Total Payroll Claims		<u>\$ 847,877.53</u>	<u>\$ -</u>	<u>\$ 847,877.53</u>

TOTAL DISBURSEMENTS	<u>\$ 1,851,188.90</u>	<u>\$ 4,119,713.22</u>	<u>\$ 5,970,902.12</u>
---------------------	------------------------	------------------------	------------------------

City of White Bear Lake
Cash and Investment Analysis
May 31, 2021

	<u>Adjusted Book Balance</u>
Balance per Books	34,225,764.01
	<u>34,225,764.01</u>

	<u>Adjusted Bank Balance</u>
Payroll	
Balance	6,973.18
Outstanding checks	(4,973.18)
	\$2,000.00

General	
Bank Balance	754,640.24
Outstanding checks	(560,787.43)
5/26 Invoice cloud	671.14
5/26 E Permit	592.15
5/27 Invoice cloud	929.31
5/27 E permit	1,036.02
5/28 City MN Deposit	(15,278.48)
5/28 Vlawmo MN deposit	(435.72)
5/28 Ing Deposit	(2,366.00)
5/28 Vlawmo HSA	(462.48)
5/28 City HSA	(8,409.53)
5/28 Invoice Cloud	3,893.49
5/28 E Permit	420.88
5/28 Vanco	2,280.98
5/28 General Cash	184.26
5/29 Invoice Cloud	90.00
5/30 Invoice Cloud	1,865.21
5/31 Invocie Cloud	839.10
5/26 vantiv	482.00
5/27 vantiv	225.00
5/28 vantiv	251.50
5/29 vantiv	72.00
5/30 vantiv	214.00
5/31 vantiv	175.00
5/26 cc	197.89
5/27 cc	196.32
5/28 cc	809.80
5/28 vanco amb	100.00

182,426.65

LB	
Bank Balance	917,231.99
5/27 LB Tansfer to state	(275,884.15)
5/27 LB Deposit	129,634.53
5/27 CC	3,417.28
5/27 ACH	57,689.54
5/28 LB Transfer to state	(232,739.91)
5/28 LB Deposit	84,161.72
5/28 CC	6,229.09
5/28 ACH	147,201.76
5/28 MN Game	(331.00)
5/28 MN DNR	(8,221.07)

828,389.78

Adjusted Balance	<u>1,010,816.43</u>
Subtotal Balance per Bank	1,012,816.43
Investments per Subledger	<u>33,212,947.58</u>
	<u>34,225,764.01</u>

Account	Account Description	Company	Amount
1010	CASH	00999 CASH COMPANY	642,871.42
1010	CASH	01000 GENERAL FUND	3,410,614.49
1010	CASH	02030 ARMORY FUND	34,056.40
1010	CASH	02040 SURFACE WATER POLLUTION PREV	869,247.69
1010	CASH	02050 MARINA FUND	548,735.23
1010	CASH	02060 FORFEITURE FUND	96,295.96
1010	CASH	03020 1986 MUNICIPAL BLDG BOND FUND	.17-
1010	CASH	03040 1993 TAX INCREMENT BOND FUND	102,806.83-
1010	CASH	03070 NONBONDED DEBT SERVICE FUND	648,773.53
1010	CASH	03071 2002 SPECIAL ASSESSMENT BONDS	160,672.49-
1010	CASH	03081 BOATWORKS TIF DEBT SERVICE	82,374.87-
1010	CASH	03082 G.O. STREET SC EQUIP 2018A	78,498.96
1010	CASH	03083 G.O. TAX ABATEMENT SC 2018B	22,258.14-
1010	CASH	03084 G.O. IMPROVEMENT BONDS 2019A	329,297.37
1010	CASH	03085 G.O. STREET/EQUIP BONDS 2020A	316,178.66
1010	CASH	04010 PARK IMPROVEMENT FUND	1,828,463.87
1010	CASH	04100 EQUIPMENT ACQUISITION FUND	1,672,952.42
1010	CASH	04240 ECONOMIC DEVELOPMENT FUND	2,819,129.09
1010	CASH	04300 MUNICIPAL BUILDING FUND	784,933.00
1010	CASH	04400 INTERIM CONSTRUCTION FUND	4,150,357.60
1010	CASH	04600 HRA FUND	1,024,241.56
1010	CASH	04770 COMMUNITY REINVESTMENT FUND	7,644,795.95
1010	CASH	05010 WATER FUND	511,046.98
1010	CASH	05050 SEWER FUND	960,762.99
1010	CASH	05100 REFUSE FUND	248,768.11
1010	CASH	05200 SPORTS CENTER FUND	95,628.83
1010	CASH	05250 AMBULANCE FUND	212,899.21
1010	CASH	05300 PIONEER MANOR FUND	330,609.69
1010	CASH	05350 LICENSE BUREAU FUND	197,947.26
1010	CASH	06000 GENERAL INSURNANCE FUND	2,759,671.56
1010	CASH	06200 EMPLOYMENT EXPENSE FUND	1,836,871.30
1010	CASH	07000 DEPUTY REGISTRAR FUND	9,680.83-
1010	CASH	07020 INVESTMENT FUND	158,199.68
1010	CASH	07030 EMPLOYEE FLEX SPENDING FUND	3,499.26
1010	CASH	07040 ESCROW FUND	388,209.27
		1010 CASH	34,225,764.01

Report Totals 34,225,764.01

City of White Bear Lake
Schedule of Investments
May 31, 2021

Institution	Type	Face Amount (Par)	Principal	Accrued Interest	Total Cost	Coupon Rate	Yield Rate	Buy Price	Trade Date	Purchase	Callable	Maturity	Balance	
Wells	FHLB	FHLB	500,000.00	506,700.00	2,031.25	508,731.25	2.250%	1.500%	101.340	08/05/19	08/16/19	No	06/11/21	500,000.00
RBC	CD	CD Bank Baroda New York NY	245,000.00	245,000.00	13.42	245,013.42	0.200%	0.200%	100.000	06/18/20	06/02/20	No	06/11/21	245,013.42
RBC	CD	CD Providence Bk Rocky Mt North	249,000.00	249,000.00	-	249,000.00	1.050%	1.050%	100.000	03/03/20	03/25/20	No	06/25/21	249,000.00
RBC	CD	CD Customers BK Phoenixville PA	247,000.00	247,000.00	-	247,000.00	1.650%	1.650%	100.000	12/04/19	12/27/19	No	06/28/21	247,000.00
RBC	CD	CD Preferred Bk Los Angeles CA	249,000.00	249,000.00	-	249,000.00	1.700%	1.700%	100.000	12/17/19	12/31/19	No	06/30/21	249,000.00
RBC	CD	CD Synovus Bk Columbus GA	247,000.00	247,000.00	-	247,000.00	1.650%	1.650%	100.000	12/04/19	12/19/19	No	07/19/21	247,000.00
RBC	CD	CD Morgan Stanley Pvt Bk	247,000.00	247,000.00	-	247,000.00	1.700%	1.700%	100.000	01/30/20	02/06/20	No	08/06/21	247,000.00
RBC	CD	CD Pioneer Bk SSB Austin Tx	248,000.00	248,000.00	-	248,000.00	1.600%	1.600%	100.000	01/30/20	02/14/20	No	08/16/21	248,000.00
RBC	CD	CD John Marshall BK VA	249,000.00	249,000.00	-	249,000.00	0.300%	0.003%	100.000	05/01/20	05/22/20	No	08/23/21	249,000.00
RBC	CD	CD ICBC Ltd New York Branch	249,000.00	249,000.00	-	249,000.00	0.100%	0.100%	100.000	10/05/20	10/22/20	No	08/23/21	249,000.00
RBC	CD	CD Southeast Bank Athens Tenn	249,000.00	249,000.00	-	249,000.00	0.100%	0.100%	100.000	08/21/20	08/28/20	No	08/27/21	249,000.00
RBC	CD	CD Beal Bk USA Las Vegas Nev	249,000.00	249,000.00	-	249,000.00	0.150%	0.150%	100.000	08/21/20	09/02/20	No	09/01/21	249,000.00
RBC	CD	CD First Natl Bk of Albany Tex	249,000.00	249,000.00	-	249,000.00	0.100%	0.100%	100.000	08/21/20	09/09/20	No	09/09/21	249,000.00
Wells	FHLB	FHLB	300,000.00	304,096.79	1,385.42	305,482.21	2.375%	1.604%	101.370	11/19/19	11/20/19	No	09/10/21	300,000.00
RBC	CD	CD United Cmnty Bk W Kentucky	249,000.00	249,000.00	-	249,000.00	0.750%	0.750%	100.000	03/10/20	03/18/20	No	09/17/21	249,000.00
RBC	CD	CD New York Cmnty Bk Westbury New York	247,000.00	247,000.00	-	247,000.00	1.850%	1.850%	100.000	09/10/19	09/27/19	No	09/27/21	247,000.00
RBC	CD	CD Lakeland Bk NFLD N J	248,000.00	248,000.00	-	248,000.00	1.100%	1.100%	100.000	03/25/20	03/30/20	No	09/30/21	248,000.00
RBC	CD	CD Texas Cap Bk NA Dallas Tex	249,000.00	249,000.00	-	249,000.00	0.150%	0.150%	100.000	08/26/20	09/03/20	No	10/04/21	249,000.00
RBC	CD	CD First Premier Bk Sioux Falls	248,000.00	248,000.00	-	248,000.00	1.150%	1.150%	100.000	04/02/20	04/15/20	No	10/15/21	248,000.00
RBC	CD	CD Provident Bank Amesbury Mass	249,000.00	249,000.00	-	249,000.00	0.100%	0.100%	100.000	10/06/20	10/19/20	No	10/19/21	249,000.00
RBC	CD	CD Parkway Bk & Tr Harwood Heights Ill	249,000.00	249,000.00	-	249,000.00	0.100%	0.100%	100.000	10/06/20	10/29/20	No	10/29/21	249,000.00
RBC	CD	CD Farmers St Bk Waterloo Iowa	249,000.00	249,000.00	-	249,000.00	1.600%	1.600%	100.000	10/15/19	11/06/19	No	11/05/21	249,000.00
RBC	CD	CD International Bk Chicago Ill	249,000.00	249,000.00	-	249,000.00	0.300%	0.300%	100.000	05/05/20	05/15/20	No	11/15/21	249,000.00
RBC	CD	CD Live Oak Bkg Co NC	249,000.00	249,000.00	-	249,000.00	1.850%	1.850%	100.000	08/06/19	08/21/19	No	11/22/21	249,000.00
RBC	CD	CD Berkshire Bk Pittsfield MA	248,000.00	248,000.00	-	248,000.00	1.150%	1.150%	100.000	04/08/20	04/15/20	No	12/09/21	248,000.00
Wells	FFCB	FFCB	500,000.00	499,513.53	-	499,513.53	1.580%	1.630%	99.900	12/18/19	12/19/19	No	12/13/21	499,645.20
Wells	FNMA	Fannie Mae	500,000.00	504,578.96	55.56	504,634.52	2.000%	1.532%	99.821	01/06/20	01/07/20	No	01/05/22	500,000.00
RBC	CD	CD Bank Ozark	249,000.00	249,000.00	-	249,000.00	0.350%	0.350%	100.000	05/05/20	05/08/20	No	01/10/22	249,000.00
RBC	CD	CD Raymond James	246,000.00	246,000.00	-	246,000.00	2.950%	2.950%	100.000	01/17/19	01/25/19	No	01/25/22	246,000.00
RBC	CD	CD Morgan Stanley Bk	247,000.00	247,000.00	-	247,000.00	1.700%	1.750%	100.000	01/30/20	01/30/20	No	02/07/22	247,000.00
RBC	CD	CD Comenity Capital Bank, Utah	249,000.00	249,000.00	-	249,000.00	2.850%	2.850%	100.000	02/04/19	02/15/19	No	02/15/22	249,000.00
RBC	CD	CD Hanmi Bank Los Angeles	249,000.00	249,000.00	-	249,000.00	1.900%	1.900%	100.000	08/05/19	08/16/19	No	02/16/22	249,000.00
RBC	CD	CD Landmark Cmnty Bk TN	249,000.00	249,000.00	-	249,000.00	1.900%	1.900%	100.000	08/08/19	08/23/19	No	02/23/22	249,000.00
RBC	CD	CD Safra Natl Bank New York NY	249,000.00	249,000.00	-	249,000.00	0.050%	0.050%	100.000	02/23/21	03/04/21	No	03/03/22	249,000.00
RBC	CD	CD Synchrony Bank	246,000.00	246,000.00	-	246,000.00	2.700%	2.700%	100.000	03/06/19	03/08/19	No	03/08/22	246,000.00
RBC	CD	CD Enerbank USA UT	249,000.00	249,000.00	-	249,000.00	0.950%	0.950%	100.000	03/03/20	03/13/20	No	03/14/22	249,000.00
RBC	CD	CD Axos Bk San Diego Calif	249,000.00	249,000.00	-	249,000.00	1.550%	1.550%	100.000	03/02/20	03/26/20	No	03/28/22	249,000.00
RBC	CD	CD Goldman Sachs Bank	246,000.00	246,000.00	-	246,000.00	2.600%	2.600%	100.000	03/26/19	04/03/19	No	04/04/22	246,000.00
RBC	Treas	US Treasury Note	300,000.00	307,159.22	2,800.14	309,959.36	2.250%	0.050%	102.386	03/12/21	03/15/21	No	04/15/22	309,959.36
RBC	CD	CD First Internet Bk Ind Indianapolis	249,000.00	249,000.00	-	249,000.00	0.600%	0.600%	100.000	05/01/20	05/11/20	No	05/11/22	249,000.00
RBC	CD	CD Capital One BK USA	246,000.00	246,000.00	-	246,000.00	2.450%	2.450%	100.000	05/14/19	05/22/19	No	05/23/22	246,000.00
RBC	CD	CD Lakeside Bk Chicago	249,000.00	249,000.00	-	249,000.00	1.650%	1.650%	100.000	12/17/19	12/20/19	No	06/20/22	249,000.00
RBC	CD	CD Capital One NA	246,000.00	246,000.00	-	246,000.00	2.200%	2.200%	100.000	06/24/19	06/26/19	No	06/27/22	246,000.00
RBC	Treas	US Treasury Note	400,000.00	409,921.88	96.69	410,018.57	1.750%	0.080%	102.480	01/19/21	01/20/21	No	07/15/22	410,018.57
RBC	CD	CD Merrick Bk South Jordan Utah	249,000.00	249,000.00	-	249,000.00	2.050%	2.050%	100.000	08/05/19	08/09/19	No	08/09/22	249,000.00
RBC	CD	CD CIT Bk Natl Assn Pasadena CA	247,000.00	247,000.00	-	247,000.00	1.950%	1.950%	100.000	08/07/19	08/23/19	No	08/23/22	247,000.00

RBC	CD	CD Bank Hapoalim BM New York	249,000.00	249,000.00	-	249,000.00	0.250%	0.250%	100.000	08/21/20	08/26/20	No	08/26/22	249,000.00
RBC	CD	CD Meridian Corp	249,000.00	249,000.00	-	249,000.00	0.100%	0.100%	100.000	02/16/21	02/26/21	No	08/26/22	249,000.00
RBC	CD	CD BMW Bank NA, Salt Lake City	248,000.00	248,000.00	-	248,000.00	0.800%	0.800%	100.000	03/06/20	03/13/20	No	09/13/22	248,000.00
RBC	Treas	US Treasury Note	400,000.00	408,476.30	32.61	408,508.91	1.500%	0.810%	102.119	03/16/21	03/17/21	No	09/15/22	408,508.91
RBC	FFCB	FFCB	300,000.00	300,000.00	-	300,000.00	0.120%	0.120%	100.000	12/15/20	12/22/20	06/22/21	09/22/22	300,000.00
RBC	Treas	US Treasury Note	400,000.00	408,906.25	1,465.66	410,371.91	1.375%	0.089%	102.227	01/19/21	01/20/21	No	10/15/22	410,371.91
RBC	Treas	US Treasury Note	300,000.00	306,057.00	1,711.20	307,768.20	1.375%	0.100%	102.019	03/12/21	03/15/21	No	10/15/22	307,768.20
RBC	Freddie	Freddie Mac	300,000.00	300,000.00	-	300,000.00	0.200%	0.200%	100.000	11/19/20	11/30/20	11/23/21	11/23/22	300,000.00
RBC	CD	CD First Fed Svgs & LN Assn OCD	249,000.00	249,000.00	-	249,000.00	0.150%	0.150%	100.000	11/19/20	11/25/20	No	11/25/22	249,000.00
RBC	CD	CD Medallion Bk Salt Lake City	249,000.00	249,000.00	-	249,000.00	1.700%	1.700%	100.000	11/19/19	11/29/19	No	11/29/22	249,000.00
RBC	CD	CD Winter Hill Bank FSB	249,000.00	249,000.00	-	249,000.00	0.150%	0.150%	100.000	12/02/20	12/10/20	No	12/09/22	249,000.00
RBC	Freddie	Freddie Mac	300,000.00	300,000.00	-	300,000.00	0.200%	0.200%	100.000	11/24/20	12/16/20	12/16/21	12/16/22	300,000.00
RBC	CD	CD Amerant Bk Natl	249,000.00	249,000.00	-	249,000.00	1.850%	1.850%	100.000	12/17/19	12/20/19	No	12/20/22	249,000.00
RBC	CD	CD Wells Fargo Natl Bank Las Vegas Nev	249,000.00	249,000.00	-	249,000.00	1.850%	1.850%	100.000	12/17/19	12/30/19	No	12/30/22	249,000.00
RBC	Treas	US Treasury Note	300,000.00	307,594.44	733.43	308,327.87	1.500%	0.120%	102.531	03/12/21	03/15/21	No	01/15/23	308,327.87
RBC	CD	CD Bankunited A Svgs Bk Miami	249,000.00	249,000.00	-	249,000.00	0.100%	0.100%	100.000	01/13/21	01/22/21	04/22/21	01/23/23	249,000.00
RBC	Treas	US Treasury Note	500,000.00	523,242.19	5,388.93	528,631.12	2.375%	0.100%	104.648	01/13/21	01/14/21	No	01/31/23	528,631.12
RBC	Treas	US Treasury Note	400,000.00	410,546.88	2,361.41	412,908.29	1.375%	0.100%	102.637	01/19/21	01/20/21	No	02/15/23	412,908.29
RBC	Treas	US Treasury Note	300,000.00	310,768.80	464.09	311,232.89	2.000%	0.130%	103.589	03/12/21	03/15/21	No	02/15/23	311,232.89
RBC	CD	CD Homestreet Bk Washington	249,000.00	249,000.00	-	249,000.00	0.100%	0.100%	100.000	02/16/21	02/22/21	No	02/22/23	249,000.00
RBC	Treas	US Treasury Note	400,000.00	403,437.50	701.66	404,139.16	0.500%	0.100%	100.859	01/19/21	01/20/21	No	03/15/23	404,139.16
RBC	Treas	US Treasury Note	300,000.00	302,156.24	-	302,156.24	0.500%	0.140%	100.719	03/12/21	03/15/21	No	03/15/23	302,156.24
RBC	CD	CD Apollo Bk Miami FLA	249,000.00	249,000.00	-	249,000.00	0.100%	0.100%	100.000	02/23/21	03/17/21	No	03/17/23	249,000.00
RBC	Treas	US Treasury Note	400,000.00	401,250.00	266.48	401,516.48	0.250%	0.110%	100.313	01/19/21	01/20/21	No	04/15/23	401,516.48
RBC	Treas	US Treasury Note	300,000.00	300,624.00	311.13	300,935.13	0.250%	0.150%	100.208	03/12/21	03/15/21	No	04/15/23	300,935.13
Wells	FFCB	FFCB	400,000.00	400,068.99	40.28	400,109.27	0.125%	0.116%	100.017	05/25/21	05/26/21	No	04/27/23	400,109.27
Wells	FFCB	FFCB Bullet	1,000,000.00	990,300.00	5,076.39	995,376.39	2.125%	2.250%	99.030	02/10/15	02/11/15	No	05/15/23	995,376.39
RBC	Treas	US Treasury Note	400,000.00	401,296.88	98.90	401,395.78	0.250%	0.115%	100.324	01/19/21	01/20/21	No	06/15/23	401,395.78
RBC	Treas	US Treasury Note	300,000.00	300,539.34	185.44	300,724.78	0.250%	0.170%	100.180	03/12/21	03/15/21	No	06/15/23	300,724.78
RBC	Treas	US Treasury Note	300,000.00	299,940.00	5.18	299,945.18	0.125%	0.133%	99.980	01/19/21	01/20/21	No	07/15/23	299,945.18
RBC	Treas	US Treasury Note	300,000.00	299,615.40	61.12	299,676.52	0.125%	0.180%	99.872	03/12/21	03/15/21	No	07/15/23	299,676.52
RBC	CD	CD Community West Bk Goleta Calif	249,000.00	249,000.00	-	249,000.00	0.150%	0.150%	100.000	01/19/21	01/29/21	No	07/28/23	249,000.00
RBC	CD	United Fid Bk FSB Evansville	249,000.00	249,000.00	-	249,000.00	0.150%	0.150%	100.000	01/26/21	02/05/21	No	08/04/23	249,000.00
RBC	Treas	US Treasury Note	400,000.00	400,000.00	214.67	400,214.67	0.125%	0.125%	100.000	01/19/21	01/20/21	No	08/15/23	400,214.67
RBC	Treas	US Treasury Note	300,000.00	316,815.00	580.11	317,395.11	2.500%	0.180%	105.605	03/12/21	03/15/21	No	08/15/23	317,395.11
RBC	Treas	US Treasury Note	400,000.00	399,859.38	175.41	400,034.79	0.125%	0.138%	99.965	01/19/21	01/20/21	No	09/15/23	400,000.00
RBC	Treas	US Treasury Note	400,000.00	399,843.75	133.24	399,976.99	0.125%	0.139%	99.961	01/19/21	01/20/21	No	10/15/23	399,976.99
RBC	FFCB	FFCB	300,000.00	300,000.00	-	300,000.00	0.290%	0.290%	100.000	10/22/20	11/02/20	11/02/21	11/02/23	300,000.00
UBS	CD	CD Northpointe Bk Grand Rapids MI	245,000.00	245,000.00	-	245,000.00	0.250%	0.250%	100.000	10/28/20	11/13/20	No	11/13/23	245,000.00
RBC	Freddie	Freddie Mac	300,000.00	300,000.00	-	300,000.00	0.300%	0.300%	100.000	11/16/20	12/01/20	06/01/22	12/01/23	300,000.00
RBC	FFCB	FFCB	300,000.00	300,000.00	-	300,000.00	0.280%	0.280%	100.000	12/02/20	12/08/20	12/08/22	12/01/23	300,000.00
RBC	CD	CD Florida Cap Bk Natl Assn Tarpon Springs	249,000.00	249,000.00	-	249,000.00	0.250%	0.250%	100.000	11/19/20	12/17/20	No	12/18/23	249,000.00
RBC	Freddie	Freddie Mac	300,000.00	300,000.00	22.50	300,022.50	0.300%	0.300%	100.000	10/07/20	10/08/20	12/29/21	12/29/23	300,000.00
Wells	FHLB	FHLB	400,000.00	399,894.25	40.11	399,934.36	0.190%	0.199%	99.973	01/08/21	01/11/21	12/22/21	12/22/23	399,934.36
Wells	FFCB	FFCB	300,000.00	299,734.09	95.83	299,829.92	0.250%	0.281%	99.911	04/09/21	04/12/21	No	02/26/24	299,829.92
Wells	FHLB	FHLB	300,000.00	299,854.43	70.83	299,925.26	0.250%	0.267%	99.951	04/23/21	04/26/21	No	03/08/24	299,925.26
RBC	FFCB	FFCB	500,000.00	500,000.00	-	500,000.00	0.400%	0.420%	100.000	08/27/20	09/09/20	09/09/22	09/09/24	500,000.00
RBC	FNMA	Fannie Mae	300,000.00	300,000.00	-	300,000.00	0.400%	0.400%	100.000	12/03/20	12/17/20	12/17/21	12/17/24	300,000.00
RBC	CD	CD Texas Exchange Bk Crowley	249,000.00	249,000.00	-	249,000.00	0.500%	0.500%	100.000	12/02/20	12/18/20	03/18/21	12/18/24	249,000.00
UBS	CD	CD Comenity Bank DE US	200,000.00	200,000.00	-	200,000.00	0.650%	0.650%	100.000	04/22/21	04/29/21	No	04/29/25	200,000.00
RBC	FFCB	FFCB	300,000.00	300,000.00	-	300,000.00	0.390%	0.390%	100.000	01/05/21	01/14/21	04/14/21	07/14/25	300,000.00
RBC	CD	CD State Bk India Chicago Ill	249,000.00	249,000.00	-	249,000.00	0.500%	0.498%	100.000	01/08/21	01/22/21	No	01/22/26	249,000.00

RBC	CD	BMO Harris Bk Natl Assn	249,000.00	249,000.00	-	249,000.00	0.550%	0.550%	100.000	01/26/21	02/18/21	05/18/21	02/18/26	249,000.00
RBC	CD	FHLB	335,000.00	335,000.00	-	335,000.00	0.800%	0.800%	100.000	02/25/21	03/16/21	06/16/21	03/16/26	335,000.00
RBC	FFCB	FFCB	300,000.00	300,600.00	37.33	300,637.33	0.640%	0.606%	100.200	01/11/21	01/12/21	01/05/22	01/05/27	300,637.33
RBC	FFCB	FFCB	300,000.00	300,000.00	-	300,000.00	0.700%	0.700%	100.000	01/22/21	01/27/21	01/27/23	01/27/27	300,000.00
RBC	CD	CD JP Morgan Chase CO	246,000.00	246,000.00	-	246,000.00	0.750%	1.009%	100.000	11/24/20	11/30/20	05/30/21	05/30/28	246,000.00
.75 through 5/30/25, 1.00 through 5/30/27, 2.25 through 5/30/28														
4M Fund			Open				Open	Open	100.000		Open		Open	876,260.05
RBC Insured Cash Sweep			Open				Open	Open	100.000		Open		Open	457,884.80
RBC Insured Cash Sweep Deposit in Transit to 4m Fund														
UBS Money Market Fund			Open				Open	Open	100.000		Open		Open	801,425.96
Market Value Adjustment														263,102.46
														<u><u>33,212,947.58</u></u>

**City of White Bear Lake
Summary of Revenues
As of June 30, 2021**

Items	Adopted Budget	Current	YTD 2021	Percent 2021	YTD 2020	Percent 2020
General Fund						
01000 - Property Taxes	\$ 6,669,500	\$ -	\$ -	0.00%	\$ -	0.00%
01000 - Licenses/Permits	763,850	80,261	385,113	50.42%	438,218	74.81%
01000 - Fines	60,000	6,691	28,638	47.73%	26,475	52.95%
01000 - Administrative Citations	9,000	920	19,000	211.11%	3,585	79.93%
01000 - Intergovernmental Revenue	2,114,297	7,913	406,179	19.21%	208,065	5.36%
01000 - Charges for Service	714,671	59,650	314,079	43.95%	377,227	53.87%
01000 - Franchise Fees	294,000	-	307,570	104.62%	294,079	100.00%
01000 - Interest	115,000	-	-	0.00%	-	0.00%
01000 - Miscellaneous	42,150	8,942	47,850	113.52%	28,570	87.80%
01000 - Transfers	1,360,000	113,333	767,100	56.40%	662,500	48.96%
Total General Fund	<u>12,142,468</u>	<u>277,710</u>	<u>2,275,529</u>	<u>18.74%</u>	<u>2,038,719</u>	<u>15.28%</u>
Special Revenue						
02030 - Armory	57,750	4,159	22,937	39.72%	29,816	57.40%
02040 - Surface Water Pollution	169,040	12,501	79,791	47.20%	-	0.00%
02050 - Marina	384,000	-	384,000	100.00%	386,694	95.20%
05200 - Sports Center	515,015	36,844	285,748	55.48%	134,536	32.58%
02060 - Forfeiture	40,000	-	25,230	63.08%	29,078	57.81%
04240 - Economic Development	558,400	157,001	380,862	68.21%	638,357	25.80%
Total Special Revenue Funds	<u>1,724,205</u>	<u>210,505</u>	<u>1,178,568</u>	<u>68.35%</u>	<u>1,218,481</u>	<u>34.88%</u>
Enterprise Funds						
05010 - Water	4,349,130	298,695	474,052	10.90%	585,435	20.10%
05050 - Sewer	3,332,300	190,930	1,679,438	50.40%	1,626,805	43.54%
05100 - Refuse	1,758,167	132,204	862,661	49.07%	805,900	48.34%
05250 - Ambulance	1,947,000	81,485	833,215	42.79%	1,188,687	50.59%
05300 - Pioneer Manor	414,500	34,811	202,537	48.86%	537,416	68.04%
05350 - License Bureau	656,600	66,299	330,957	50.40%	317,107	49.57%
Total Enterprise Funds	<u>12,457,697</u>	<u>804,424</u>	<u>4,382,860</u>	<u>35.18%</u>	<u>5,061,350</u>	<u>41.85%</u>
Internal Service Funds						
06000 - Insurance	485,533	21,397	136,238	28.06%	537,034	67.61%
06200 - Employment Expense	3,272,842	252,339	1,664,195	50.85%	1,524,763	48.15%
Total Internal Service Funds	<u>3,758,375</u>	<u>273,736</u>	<u>1,800,433</u>	<u>47.90%</u>	<u>2,061,797</u>	<u>52.05%</u>
Total Revenues	<u>30,082,745</u>	<u>1,566,375</u>	<u>9,637,390</u>	<u>32.04%</u>	<u>10,380,347</u>	<u>31.56%</u>

Percent of Year Complete 50.00%

General Fund licenses/permits are down from this time last year due to two higher value permits issued in 2020 for the construction of a new car dealership, as well as a decrease in building permit/plan review activity.

General Fund administrative citations are up over 2020 as a result of a higher number of citations issued in 2021.

Intergovernmental revenues in the General Fund were up in 2021 due to a larger portion of the City's municipal construction aid being allocated to the City earlier in the year than in 2020.

General Fund miscellaneous revenue was lower in 2020 than in 2021 as a result of park reservation cancellations and refunds due to COVID-19.

2021 Armory revenue is down due COVID-19 regulations.

Sports Center revenues in 2020 were less than in 2021 as a result of COVID-19 closures and related refunds.

Economic Development revenue was up in 2020 due to the sale of land to Saputo.

In 2021, the City implemented a Surface Water management fee on quarterly utility bills to finance the storm water system maintenance and activities. An allocation of local government aid has historically been allocated to the fund, but due to a decrease in the City's local government aid allocation in 2021, this fund will no longer receive that revenue stream.

In March 2020, Pioneer Manor received a one-time \$382,000 Community Development Block Grant (CDBG) to replace all windows and perform related exterior improvements.

The interfund loan payment in the Insurance Fund was posted earlier in 2020 than in 2021.

City of White Bear Lake, MN
Summary of Expenditures
As of June 30, 2021

Items	Revised Budget	Current	YTD 2021	Percent 2021	YTD 2020	Percent 2020
General Fund						
01000 - Legislative	\$ 156,491	\$ 8,748	\$ 61,873	39.54%	\$ 61,398	39.62%
01000 - Administration	402,573	30,068	182,931	45.44%	183,216	46.72%
01000 - Finance	627,854	48,831	306,490	48.82%	319,659	50.58%
01000 - Legal Counselor	65,569	139	25,116	38.30%	31,845	38.15%
01000 - City Hall	331,535	21,116	143,446	43.27%	168,588	51.55%
01000 - Elections	84,461	36	26,366	31.22%	33,944	56.63%
01000 - Police	5,002,617	393,297	2,307,043	46.12%	2,214,855	47.15%
01000 - Dispatch	218,000	18,069	89,627	41.11%	89,779	42.15%
01000 - Animal Control	24,024	1,116	6,557	27.30%	7,075	31.78%
01000 - Prosecution	158,591	-	64,247	40.51%	76,627	49.77%
01000 - Emergency Preparedness	16,414	367	2,974	18.12%	2,872	22.79%
01000 - Fire	986,352	65,725	404,911	41.05%	415,649	42.24%
01000 - Engineering	726,320	49,645	292,470	40.27%	306,680	46.46%
01000 - Public Works Facility	193,932	14,803	96,519	49.77%	81,794	42.00%
01000 - Garage	151,771	7,771	62,994	41.51%	60,429	40.99%
01000 - Streets	587,948	44,977	217,476	36.99%	228,083	39.05%
01000 - Snow/Ice Removal	272,964	1,632	112,853	41.34%	144,805	57.07%
01000 - Street Lighting	203,669	12,816	69,464	34.11%	74,607	39.14%
01000 - Parks	728,068	57,274	269,142	36.97%	280,868	44.36%
01000 - Planning	380,869	29,371	177,143	46.51%	164,565	47.24%
01000 - Building & Code Enforcement	653,990	42,818	268,899	41.12%	284,222	45.31%
01000 - General Services/Contingency*	141,580	2,083	64,696	45.70%	59,701	42.58%
Total General Fund	12,115,592	850,702	5,253,237	43.36%	5,291,261	39.88%
Special Revenue						
02030 - Armory	77,855	5,173	30,507	39.18%	31,115	47.23%
02040 - Surface Water Pollution	282,877	35,573	80,874	28.59%	32,470	13.70%
02050 - Marina	368,263	7,644	128,444	34.88%	298,386	79.26%
05200 - Sports Center	626,702	46,547	291,773	46.56%	262,089	47.18%
02060 - Forfeiture	27,450	770	12,043	43.87%	6,827	27.39%
04240 - Economic Development	741,467	17,293	387,759	52.30%	517,093	25.82%
Total Special Revenue Funds	2,124,614	113,000	931,400	43.84%	1,147,980	35.19%
Enterprise Funds						
05010 - Water Distribution	3,627,473	118,227	491,601	13.55%	651,433	32.98%
05010 - Water Treatment	945,162	43,206	315,825	33.41%	273,701	47.45%
Total Water	4,572,635	161,433	807,426	17.66%	925,134	36.25%
05050 - Sewer	3,450,185	55,117	1,680,868	48.72%	1,879,259	52.13%
05100 - Refuse	1,710,957	141,304	704,401	41.17%	713,681	40.94%
05250 - Ambulance	2,169,048	146,673	942,607	43.46%	1,000,540	45.81%
05300 - Pioneer Manor	468,450	20,367	114,165	24.37%	653,347	78.30%
05350 - License Bureau	780,139	61,946	354,486	45.44%	405,144	49.00%
Total Enterprise Funds	8,578,779	586,840	4,603,953	53.67%	4,651,971	47.49%
Internal Service Funds						
06000 - Insurance	429,250	168	326,388	76.04%	328,313	75.34%
06200 - Employment Expense	3,510,175	366,031	1,757,276	50.06%	1,850,822	55.55%
Total Internal Service Funds	3,939,425	366,199	2,083,664	52.89%	2,179,135	57.84%
Total Expenditures	31,331,045	1,916,741	12,872,254	41.08%	14,195,481	44.30%

Percent of Year Complete 50.00%

*General Services/Contingency YTD in 2021 includes \$50,916 of Northeast Youth & Family Services payments, \$1,280 in Senior Bus payments, and \$12,500 in transfers out to the Armory Fund.

Snow/Ice Removal decreased under last year due to a large salt purchase made in January 2020.

Surface Water Pollution expenditures increased over 2020 due to \$25,000 spent on the Curbcut Raingarden Program.

Marina transfers in 2020 were recorded earlier than in 2021.

Economic Development expenditures were higher at this time in 2020 due to the one-time acquisition of property.

Water Distribution expenditures are down compared to the prior year due to the Water Tower Reconditioning project in 2020.

Water Treatment expenditures are up in 2021 as a result of an emergency replacement of the Well #1 motor.

Pioneer Manor expenses are down from 2020 due to expenditures of \$305,000 in 2020 for the Window Replacement Project.

**Finance Department
2021 Measurable Workload Data**

	Jan.	Feb.	Mar.	Apr.	May	June	July	Aug.	Sept.	Oct.	Nov.	Dec.	Total
Number of investments made	18	4	13	3	1	15							54
Average annualized 90-day Treasury Bill rate on investments made	0.09%	0.06%	0.04%	0.03%	0.02%	0.04%							n/a
Average yield on investments made	0.21%	0.18%	0.17%	0.40%	0.12%	0.25%							n/a
Number of data input errors	0	8	1	2	3	2							16

**CITY OF WHITE BEAR LAKE
MONTHLY DISBURSEMENTS REGISTER
As of June 30, 2021**

VENDOR CLAIMS PAID:

<u>Date</u>	<u>City Amount</u>	<u>Deputy Registrar</u>	<u>Total</u>
June 4	\$ 258,223.99	\$ 682,497.43	\$ 940,721.42
June 11	496,875.28	813,508.09	1,310,383.37
June 18	80.96	904,300.56	904,381.52
June 25	1,191,108.27	1,152,734.43	2,343,842.70
June 30	351.00	646,498.53	
Total Vendor Claims	<u>\$ 1,946,639.50</u>	<u>\$ 4,199,539.04</u>	<u>\$ 6,146,178.54</u>

PAYROLL CLAIMS PAID:

June 11	Regular	\$ 473,029.50		\$ 473,029.50
June 25	Regular	436,149.23		436,149.23
Total Payroll Claims		<u>\$ 909,178.73</u>	<u>\$ -</u>	<u>\$ 909,178.73</u>

TOTAL DISBURSEMENTS	<u>\$ 2,855,818.23</u>	<u>\$ 4,199,539.04</u>	<u>\$ 7,055,357.27</u>
---------------------	------------------------	------------------------	------------------------

City of White Bear Lake
Cash and Investment Analysis
June 30, 2021

	<u>Adjusted Book Balance</u>
Balance per Books	40,254,820.96
	<u>40,254,820.96</u>

	<u>Adjusted Bank Balance</u>
Payroll	
Balance	3,508.41
Outstanding checks	(1,508.41)
	\$2,000.00
General	
Bank Balance	808,959.68
Outstanding checks	(696,848.80)
6/28 CC	120.18
6/28 vantiv	100.00
6/28 EP	10,612.00
6/28 IC	2,946.15
6/29 CC	348.13
6/29 Vantiv	50.00
6/29 EP	1,375.45
6/29 IC	692.59
6/30 CC	441.68
6/30 EP	127.00
6/30 Walmart UB	4,320.85
6/30 YMCA UB	985.89
6/30 General Ck	718.98
6/30 General Cash	50.00
6/30 General Ck	1,417.49
6/30 Vanco	2,697.58
6/30 Vanco crowl	100.00
6/30 IC	2,746.05
6/30 SC CC	4.00

141,964.90

LB	
Bank Balance	798,985.15
6/29 LB transfer to state	(280,415.63)
6/29 LB deposit	82,980.33
6/29 LB ACH	105,704.72
6/29 Game fish	(285.00)
6/29 DNR	(8,655.58)
6/29 redeposit	1,785.00
6/30 LB transfer to state	(134,029.20)
6/30 LB deposit	43,617.93
6/30 LB CC	6,173.63
6/30 LB ACH	87,861.44
6/30 redeposit	183.25
6/30 redeposit	60.00
6/30 redeposit	185.50
6/29 deposit short	(49.00)

704,102.54

Adjusted Balance	<u>846,067.44</u>
Subtotal Balance per Bank	848,067.44
Investments per Subledger	<u>39,406,753.52</u>
	<u>40,254,820.96</u>

(0.00)

Account	Account Description	Company	Amount
1010	CASH	00999 CASH COMPANY	288,150.80
1010	CASH	01000 GENERAL FUND	2,814,076.39
1010	CASH	02030 ARMORY FUND	31,794.90
1010	CASH	02040 SURFACE WATER POLLUTION PREV	847,147.97
1010	CASH	02050 MARINA FUND	546,924.27
1010	CASH	02060 FORFEITURE FUND	95,525.96
1010	CASH	03020 1986 MUNICIPAL BLDG BOND FUND	.17-
1010	CASH	03040 1993 TAX INCREMENT BOND FUND	102,806.83-
1010	CASH	03070 NONBONDED DEBT SERVICE FUND	648,773.53
1010	CASH	03071 2002 SPECIAL ASSESSMENT BONDS	160,672.49-
1010	CASH	03081 BOATWORKS TIF DEBT SERVICE	82,374.87-
1010	CASH	03082 G.O. STREET SC EQUIP 2018A	78,498.96
1010	CASH	03083 G.O. TAX ABATEMENT SC 2018B	22,258.14-
1010	CASH	03084 G.O. IMPROVEMENT BONDS 2019A	329,297.37
1010	CASH	03085 G.O. STREET/EQUIP BONDS 2020A	316,178.66
1010	CASH	03086 G.O BONDS SERIES 2021A	22,960.00
1010	CASH	04010 PARK IMPROVEMENT FUND	1,818,341.99
1010	CASH	04100 EQUIPMENT ACQUISITION FUND	2,182,788.98
1010	CASH	04240 ECONOMIC DEVELOPMENT FUND	2,921,713.72
1010	CASH	04300 MUNICIPAL BUILDING FUND	749,384.29
1010	CASH	04400 INTERIM CONSTRUCTION FUND	5,079,381.88
1010	CASH	04600 HRA FUND	1,024,241.56
1010	CASH	04770 COMMUNITY REINVESTMENT FUND	7,644,795.95
1010	CASH	05010 WATER FUND	3,185,877.65
1010	CASH	05050 SEWER FUND	934,034.43
1010	CASH	05100 REFUSE FUND	248,585.34
1010	CASH	05200 SPORTS CENTER FUND	89,334.62
1010	CASH	05250 AMBULANCE FUND	177,912.24
1010	CASH	05300 PIONEER MANOR FUND	347,983.31
1010	CASH	05350 LICENSE BUREAU FUND	212,227.02
1010	CASH	06000 GENERAL INSURNANCE FUND	2,666,840.67
1010	CASH	06200 EMPLOYMENT EXPENSE FUND	1,823,549.66
1010	CASH	07000 DEPUTY REGISTRAR FUND	1,398.79-
1010	CASH	07020 INVESTMENT FUND	188,355.32
1010	CASH	07030 EMPLOYEE FLEX SPENDING FUND	3,106.86
1010	CASH	07040 ESCROW FUND	3,306,547.95
1010	CASH	1010 CASH	40,254,820.96

Report Totals 40,254,820.96

**City of White Bear Lake
Schedule of Investments
June 30, 2021**

Institution	Type	Face Amount (Par)	Principal	Accrued Interest	Total Cost	Coupon Rate	Yield Rate	Buy Price	Trade Date	Purchase	Callable	Maturity	Balance	
RBC	CD	CD Synovus Bk Columbus GA	247,000.00	247,000.00	-	247,000.00	1.650%	1.650%	100.000	12/04/19	12/19/19	No	07/19/21	247,000.00
RBC	CD	CD Morgan Stanley Pvt Bk	247,000.00	247,000.00	-	247,000.00	1.700%	1.700%	100.000	01/30/20	02/06/20	No	08/06/21	247,000.00
RBC	CD	CD Pioneer Bk SSB Austin Tx	248,000.00	248,000.00	-	248,000.00	1.600%	1.600%	100.000	01/30/20	02/14/20	No	08/16/21	248,000.00
RBC	CD	CD John Marshall BK VA	249,000.00	249,000.00	-	249,000.00	0.300%	0.003%	100.000	05/01/20	05/22/20	No	08/23/21	249,000.00
RBC	CD	CD ICBC Ltd New York Branch	249,000.00	249,000.00	-	249,000.00	0.100%	0.100%	100.000	10/05/20	10/22/20	No	08/23/21	249,000.00
RBC	CD	CD Southeast Bank Athens Tenn	249,000.00	249,000.00	-	249,000.00	0.100%	0.100%	100.000	08/21/20	08/28/20	No	08/27/21	249,000.00
RBC	CD	CD Beal Bk USA Las Vegas Nev	249,000.00	249,000.00	-	249,000.00	0.150%	0.150%	100.000	08/21/20	09/02/20	No	09/01/21	249,000.00
RBC	CD	CD First Natl Bk of Albany Tex	249,000.00	249,000.00	-	249,000.00	0.100%	0.100%	100.000	08/21/20	09/09/20	No	09/09/21	249,000.00
Wells	FHLB	FHLB	300,000.00	304,096.79	1,385.42	305,482.21	2.375%	1.604%	101.370	11/19/19	11/20/19	No	09/10/21	300,000.00
RBC	CD	CD United Cmnty Bk W Kentucky	249,000.00	249,000.00	-	249,000.00	0.750%	0.750%	100.000	03/10/20	03/18/20	No	09/17/21	249,000.00
RBC	CD	CD Lakeland Bk NFLD N J	248,000.00	248,000.00	-	248,000.00	1.100%	1.100%	100.000	03/25/20	03/30/20	No	09/30/21	248,000.00
RBC	CD	CD Texas Cap Bk NA Dallas Tex	249,000.00	249,000.00	-	249,000.00	0.150%	0.150%	100.000	08/26/20	09/03/20	No	10/04/21	249,000.00
RBC	CD	CD First Premier Bk Sioux Falls	248,000.00	248,000.00	-	248,000.00	1.150%	1.150%	100.000	04/02/20	04/15/20	No	10/15/21	248,000.00
RBC	CD	CD Provident Bank Amesbury Mass	249,000.00	249,000.00	-	249,000.00	0.100%	0.100%	100.000	10/06/20	10/19/20	No	10/19/21	249,000.00
RBC	CD	CD Parkway Bk & Tr Harwood Heights Ill	249,000.00	249,000.00	-	249,000.00	0.100%	0.100%	100.000	10/06/20	10/29/20	No	10/29/21	249,000.00
RBC	CD	CD Farmers St Bk Waterloo Iowa	249,000.00	249,000.00	-	249,000.00	1.600%	1.600%	100.000	10/15/19	11/06/19	No	11/05/21	249,000.00
RBC	CD	CD International Bk Chicago Ill	249,000.00	249,000.00	-	249,000.00	0.300%	0.300%	100.000	05/05/20	05/15/20	No	11/15/21	249,000.00
RBC	CD	CD Live Oak Bkg Co NC	249,000.00	249,000.00	-	249,000.00	1.850%	1.850%	100.000	08/06/19	08/21/19	No	11/22/21	249,000.00
RBC	CD	CD Berkshire Bk Pittsfield MA	248,000.00	248,000.00	-	248,000.00	1.150%	1.150%	100.000	04/08/20	04/15/20	No	12/09/21	248,000.00
Wells	FFCB	FFCB	500,000.00	499,513.53	-	499,513.53	1.580%	1.630%	99.900	12/18/19	12/19/19	No	12/13/21	499,645.20
Wells	FNMA	Fannie Mae	500,000.00	504,578.96	55.56	504,634.52	2.000%	1.532%	99.821	01/06/20	01/07/20	No	01/05/22	500,000.00
RBC	CD	CD Bank Ozark	249,000.00	249,000.00	-	249,000.00	0.350%	0.350%	100.000	05/05/20	05/08/20	No	01/10/22	249,000.00
RBC	CD	CD Raymond James	246,000.00	246,000.00	-	246,000.00	2.950%	2.950%	100.000	01/17/19	01/25/19	No	01/25/22	246,000.00
RBC	CD	CD Morgan Stanley Bk	247,000.00	247,000.00	-	247,000.00	1.700%	1.750%	100.000	01/30/20	01/30/20	No	02/07/22	247,000.00
RBC	CD	CD Comenity Capital Bank, Utah	249,000.00	249,000.00	-	249,000.00	2.850%	2.850%	100.000	02/04/19	02/15/19	No	02/15/22	249,000.00
RBC	CD	CD Hanmi Bank Los Angeles	249,000.00	249,000.00	-	249,000.00	1.900%	1.900%	100.000	08/05/19	08/16/19	No	02/16/22	249,000.00
RBC	CD	CD Landmark Cmnty Bk TN	249,000.00	249,000.00	-	249,000.00	1.900%	1.900%	100.000	08/08/19	08/23/19	No	02/23/22	249,000.00
RBC	CD	CD Safra Natl Bank New York NY	249,000.00	249,000.00	-	249,000.00	0.050%	0.050%	100.000	02/23/21	03/04/21	No	03/03/22	249,000.00
RBC	CD	CD Synchrony Bank	246,000.00	246,000.00	-	246,000.00	2.700%	2.700%	100.000	03/06/19	03/08/19	No	03/08/22	246,000.00
RBC	CD	CD Enerbank USA UT	249,000.00	249,000.00	-	249,000.00	0.950%	0.950%	100.000	03/03/20	03/13/20	No	03/14/22	249,000.00
RBC	CD	CD Axos Bk San Diego Calif	249,000.00	249,000.00	-	249,000.00	1.550%	1.550%	100.000	03/02/20	03/26/20	No	03/28/22	249,000.00
RBC	CD	CD Goldman Sachs Bank	246,000.00	246,000.00	-	246,000.00	2.600%	2.600%	100.000	03/26/19	04/03/19	No	04/04/22	246,000.00
RBC	Treas	US Treasury Note	300,000.00	307,159.22	2,800.14	309,959.36	2.250%	0.050%	102.386	03/12/21	03/15/21	No	04/15/22	309,959.36
RBC	Treas	US Treasury Note	300,000.00	300,180.00	54.01	300,234.01	0.125%	0.055%	100.060	06/21/21	06/22/21	No	04/30/22	300,234.01
RBC	CD	CD First Internet Bk Ind Indianapolis	249,000.00	249,000.00	-	249,000.00	0.600%	0.600%	100.000	05/01/20	05/11/20	No	05/11/22	249,000.00
RBC	CD	CD Capital One BK USA	246,000.00	246,000.00	-	246,000.00	2.450%	2.450%	100.000	05/14/19	05/22/19	No	05/23/22	246,000.00
RBC	Treas	US Treasury Note	300,000.00	300,210.00	22.54	300,232.54	0.125%	0.050%	100.070	06/21/21	06/22/21	No	05/31/22	300,232.54
RBC	CD	CD Lakeside Bk Chicago	249,000.00	249,000.00	-	249,000.00	1.650%	1.650%	100.000	12/17/19	12/20/19	No	06/20/22	249,000.00
RBC	CD	CD Capital One NA	246,000.00	246,000.00	-	246,000.00	2.200%	2.200%	100.000	06/24/19	06/26/19	No	06/27/22	246,000.00
RBC	Treas	US Treasury Note	300,000.00	300,180.00	179.21	300,359.21	0.125%	0.066%	100.060	06/21/21	06/22/21	No	06/30/22	300,359.21
RBC	Treas	US Treasury Note	400,000.00	409,921.88	96.69	410,018.57	1.750%	0.080%	102.480	01/19/21	01/20/21	No	07/15/22	410,018.57
RBC	Treas	US Treasury Note	300,000.00	300,180.00	147.10	300,327.10	0.125%	0.071%	100.060	06/21/21	06/22/21	No	07/31/22	300,327.10
RBC	CD	CD Merrick Bk South Jordan Utah	249,000.00	249,000.00	-	249,000.00	2.050%	2.050%	100.000	08/05/19	08/09/19	No	08/09/22	249,000.00
RBC	CD	CD CIT Bk Natl Assn Pasadena CA	247,000.00	247,000.00	-	247,000.00	1.950%	1.950%	100.000	08/07/19	08/23/19	No	08/23/22	247,000.00
RBC	CD	CD Bank Hapoalim BM New York	249,000.00	249,000.00	-	249,000.00	0.250%	0.250%	100.000	08/21/20	08/26/20	No	08/26/22	249,000.00
RBC	CD	CD Meridian Corp	249,000.00	249,000.00	-	249,000.00	0.100%	0.100%	100.000	02/16/21	02/26/21	No	08/26/22	249,000.00

RBC	CD	CD BMW Bank NA, Salt Lake City	248,000.00	248,000.00	-	248,000.00	0.800%	0.800%	100.000	03/06/20	03/13/20	No	09/13/22	248,000.00
RBC	Treas	US Treasury Note	400,000.00	408,476.30	32.61	408,508.91	1.500%	0.810%	102.119	03/16/21	03/17/21	No	09/15/22	408,508.91
RBC	FFCB	FFCB	300,000.00	300,000.00	-	300,000.00	0.120%	0.120%	100.000	12/15/20	12/22/20	06/22/21	09/22/22	300,000.00
RBC	Treas	US Treasury Note	400,000.00	408,906.25	1,465.66	410,371.91	1.375%	0.089%	102.227	01/19/21	01/20/21	No	10/15/22	410,371.91
RBC	Treas	US Treasury Note	300,000.00	306,057.00	1,711.20	307,768.20	1.375%	0.100%	102.019	03/12/21	03/15/21	No	10/15/22	307,768.20
RBC	Treas	US Treasury Note	300,000.00	300,090.00	54.01	300,144.01	0.125%	0.103%	100.030	06/21/21	06/22/21	No	10/31/22	300,144.01
RBC	Freddie	Freddie Mac	300,000.00	300,000.00	-	300,000.00	0.200%	0.200%	100.000	11/19/20	11/30/20	11/23/21	11/23/22	300,000.00
RBC	CD	CD First Fed Svgs & LN Assn OCD	249,000.00	249,000.00	-	249,000.00	0.150%	0.150%	100.000	11/19/20	11/25/20	No	11/25/22	249,000.00
RBC	CD	CD Medallion Bk Salt Lake City	249,000.00	249,000.00	-	249,000.00	1.700%	1.700%	100.000	11/19/19	11/29/19	No	11/29/22	249,000.00
RBC	CD	CD Winter Hill Bank FSB	249,000.00	249,000.00	-	249,000.00	0.150%	0.150%	100.000	12/02/20	12/10/20	No	12/09/22	249,000.00
RBC	Freddie	Freddie Mac	300,000.00	300,000.00	-	300,000.00	0.200%	0.200%	100.000	11/24/20	12/16/20	12/16/21	12/16/22	300,000.00
RBC	CD	CD Amerant Bk Natl	249,000.00	249,000.00	-	249,000.00	1.850%	1.850%	100.000	12/17/19	12/20/19	No	12/20/22	249,000.00
RBC	CD	CD Wells Fargo Natl Bank Las Vegas Nev	249,000.00	249,000.00	-	249,000.00	1.850%	1.850%	100.000	12/17/19	12/30/19	No	12/30/22	249,000.00
RBC	Treas	US Treasury Note	300,000.00	307,594.44	733.43	308,327.87	1.500%	0.120%	102.531	03/12/21	03/15/21	No	01/15/23	308,327.87
RBC	CD	CD Bankunitd A Svgs Bk Miami	249,000.00	249,000.00	-	249,000.00	0.100%	0.100%	100.000	01/13/21	01/22/21	04/22/21	01/23/23	249,000.00
RBC	Treas	US Treasury Note	500,000.00	523,242.19	5,388.93	528,631.12	2.375%	0.100%	104.648	01/13/21	01/14/21	No	01/31/23	528,631.12
RBC	Treas	US Treasury Note	400,000.00	410,546.88	2,361.41	412,908.29	1.375%	0.100%	102.637	01/19/21	01/20/21	No	02/15/23	412,908.29
RBC	Treas	US Treasury Note	300,000.00	310,768.80	464.09	311,232.89	2.000%	0.130%	103.589	03/12/21	03/15/21	No	02/15/23	311,232.89
RBC	CD	CD Homestreet Bk Washington	249,000.00	249,000.00	-	249,000.00	0.100%	0.100%	100.000	02/16/21	02/22/21	No	02/22/23	249,000.00
RBC	Treas	US Treasury Note	400,000.00	403,437.50	701.66	404,139.16	0.500%	0.100%	100.859	01/19/21	01/20/21	No	03/15/23	404,139.16
RBC	Treas	US Treasury Note	300,000.00	302,156.24	-	302,156.24	0.500%	0.140%	100.719	03/12/21	03/15/21	No	03/15/23	302,156.24
RBC	CD	CD Apollo Bk Miami FLA	249,000.00	249,000.00	-	249,000.00	0.100%	0.100%	100.000	02/23/21	03/17/21	No	03/17/23	249,000.00
RBC	Treas	US Treasury Note	400,000.00	401,250.00	266.48	401,516.48	0.250%	0.110%	100.313	01/19/21	01/20/21	No	04/15/23	401,516.48
RBC	Treas	US Treasury Note	300,000.00	300,624.00	311.13	300,935.13	0.250%	0.150%	100.208	03/12/21	03/15/21	No	04/15/23	300,935.13
Wells	FFCB	FFCB	400,000.00	400,068.99	40.28	400,109.27	0.125%	0.116%	100.017	05/25/21	05/26/21	No	04/27/23	400,109.27
Wells	FFCB	FFCB Bullet	1,000,000.00	990,300.00	5,076.39	995,376.39	2.125%	2.250%	99.030	02/10/15	02/11/15	No	05/15/23	995,376.39
RBC	Treas	US Treasury Note	400,000.00	401,296.88	98.90	401,395.78	0.250%	0.115%	100.324	01/19/21	01/20/21	No	06/15/23	401,395.78
RBC	Treas	US Treasury Note	300,000.00	300,539.34	185.44	300,724.78	0.250%	0.170%	100.180	03/12/21	03/15/21	No	06/15/23	300,724.78
RBC	CD	CD Flagstar Bk FSB Troy Mich	249,000.00	249,000.00	-	249,000.00	0.150%	0.150%	100.000	06/07/21	06/16/21	No	06/16/23	249,000.00
RBC	CD	CD Investors Svgs Bk Short Hills	249,000.00	249,000.00	-	249,000.00	0.200%	0.200%	100.000	06/18/21	06/30/21	No	06/30/23	249,000.00
RBC	Treas	US Treasury Note	300,000.00	299,940.00	5.18	299,945.18	0.125%	0.133%	99.980	01/19/21	01/20/21	No	07/15/23	299,945.18
RBC	Treas	US Treasury Note	300,000.00	299,615.40	61.12	299,676.52	0.125%	0.180%	99.872	03/12/21	03/15/21	No	07/15/23	299,676.52
RBC	CD	CD Community West Bk Goleta Calif	249,000.00	249,000.00	-	249,000.00	0.150%	0.150%	100.000	01/19/21	01/29/21	No	07/28/23	249,000.00
RBC	CD	United Fid Bk FSB Evansville	249,000.00	249,000.00	-	249,000.00	0.150%	0.150%	100.000	01/26/21	02/05/21	No	08/04/23	249,000.00
RBC	Treas	US Treasury Note	400,000.00	400,000.00	214.67	400,214.67	0.125%	0.125%	100.000	01/19/21	01/20/21	No	08/15/23	400,214.67
RBC	Treas	US Treasury Note	300,000.00	316,815.00	580.11	317,395.11	2.500%	0.180%	105.605	03/12/21	03/15/21	No	08/15/23	317,395.11
RBC	Treas	US Treasury Note	400,000.00	399,859.38	175.41	400,034.79	0.125%	0.138%	99.965	01/19/21	01/20/21	No	09/15/23	400,000.00
RBC	Treas	US Treasury Note	300,000.00	299,166.00	99.86	299,265.86	0.125%	0.250%	99.722	06/18/21	06/21/21	No	09/15/23	299,265.86
RBC	Treas	US Treasury Note	400,000.00	399,843.75	133.24	399,976.99	0.125%	0.139%	99.961	01/19/21	01/20/21	No	10/15/23	399,976.99
RBC	Treas	US Treasury Note	300,000.00	298,995.00	68.65	299,063.65	0.125%	0.270%	99.665	06/18/21	06/21/21	No	10/15/23	299,063.65
RBC	FFCB	FFCB	300,000.00	300,000.00	-	300,000.00	0.290%	0.290%	100.000	10/22/20	11/02/20	11/02/21	11/02/23	300,000.00
UBS	CD	CD Northpointe Bk Grand Rapids MI	245,000.00	245,000.00	-	245,000.00	0.250%	0.250%	100.000	10/28/20	11/13/20	No	11/13/23	245,000.00
RBC	Treas	US Treasury Note	300,000.00	299,784.00	75.41	299,859.41	0.250%	0.280%	99.928	06/18/21	06/21/21	No	11/15/23	299,859.41
RBC	Freddie	Freddie Mac	300,000.00	300,000.00	-	300,000.00	0.300%	0.300%	100.000	11/16/20	12/01/20	06/01/22	12/01/23	300,000.00
RBC	FFCB	FFCB	300,000.00	300,000.00	-	300,000.00	0.280%	0.280%	100.000	12/02/20	12/08/20	12/08/22	12/01/23	300,000.00
RBC	CD	CD Florida Cap Bk Natl Assn Tarpon Springs	249,000.00	249,000.00	-	249,000.00	0.250%	0.250%	100.000	11/19/20	12/17/20	No	12/18/23	249,000.00
RBC	Freddie	Freddie Mac	300,000.00	300,000.00	22.50	300,022.50	0.300%	0.300%	100.000	10/07/20	10/08/20	12/29/21	12/29/23	300,000.00
Wells	FHLB	FHLB	400,000.00	399,894.25	40.11	399,934.36	0.190%	0.199%	99.973	01/08/21	01/11/21	12/22/21	12/22/23	399,934.36
RBC	Treas	US Treasury Note	300,000.00	298,428.00	162.64	298,590.64	0.125%	0.330%	99.476	06/18/21	06/21/21	No	01/15/24	298,590.64
Wells	FFCB	FFCB	300,000.00	299,734.09	95.83	299,829.92	0.250%	0.281%	99.911	04/09/21	04/12/21	No	02/26/24	299,829.92
Wells	FHLB	FHLB	300,000.00	299,854.43	70.83	299,925.26	0.250%	0.267%	99.951	04/23/21	04/26/21	No	03/08/24	299,925.26
Wells	FHLB	FHLB	500,000.00	500,099.85	-	500,099.85	0.350%	0.310%	100.020	06/10/21	06/23/21	12/23/21	04/23/24	500,099.85

RBC	CD	New York Community Bank	249,000.00	249,000.00	-	249,000.00	0.300%	0.300%	100.000	06/01/21	06/03/21	No	06/03/24	249,000.00
RBC	CD	UBS Bk USA Salt Lake City Ut	249,000.00	249,000.00	-	249,000.00	0.350%	0.350%	100.000	06/08/21	06/16/21	No	06/17/24	249,000.00
RBC	FFCB	FFCB	500,000.00	500,000.00	-	500,000.00	0.400%	0.420%	100.000	08/27/20	09/09/20	09/09/22	09/09/24	500,000.00
RBC	FNMA	Fannie Mae	300,000.00	300,000.00	-	300,000.00	0.400%	0.400%	100.000	12/03/20	12/17/20	12/17/21	12/17/24	300,000.00
RBC	CD	CD Texas Exchange Bk Crowley	249,000.00	249,000.00	-	249,000.00	0.500%	0.500%	100.000	12/02/20	12/18/20	03/18/21	12/18/24	249,000.00
UBS	CD	CD Comenity Bank DE US	200,000.00	200,000.00	-	200,000.00	0.650%	0.650%	100.000	04/22/21	04/29/21	No	04/29/25	200,000.00
RBC	FFCB	FFCB	300,000.00	300,000.00	-	300,000.00	0.390%	0.390%	100.000	01/05/21	01/14/21	04/14/21	07/14/25	300,000.00
RBC	CD	CD State Bk India Chicago Ill	249,000.00	249,000.00	-	249,000.00	0.500%	0.498%	100.000	01/08/21	01/22/21	No	01/22/26	249,000.00
RBC	CD	BMO Harris Bk Natl Assn	249,000.00	249,000.00	-	249,000.00	0.550%	0.550%	100.000	01/26/21	02/18/21	05/18/21	02/18/26	249,000.00
RBC	CD	FHLB	335,000.00	335,000.00	-	335,000.00	0.800%	0.800%	100.000	02/25/21	03/16/21	06/16/21	03/16/26	335,000.00
UBS	CD	CD Sallie Mae	245,000.00	245,000.00	-	245,000.00	0.900%	0.900%	100.000	06/22/21	06/30/21	No	06/30/26	245,000.00
RBC	FFCB	FFCB	300,000.00	300,600.00	37.33	300,637.33	0.640%	0.606%	100.200	01/11/21	01/12/21	01/05/22	01/05/27	300,637.33
RBC	FFCB	FFCB	300,000.00	300,000.00	-	300,000.00	0.700%	0.700%	100.000	01/22/21	01/27/21	01/27/23	01/27/27	300,000.00
RBC	CD	CD JP Morgan Chase CO	246,000.00	246,000.00	-	246,000.00	0.750%	1.009%	100.000	11/24/20	11/30/20	05/30/21	05/30/28	246,000.00

.75 through 5/30/25, 1.00 through 5/30/27, 2.25 through 5/30/28

4M Fund	Open					Open	Open	100.000		Open		Open		4,102,409.47
RBC Insured Cash Sweep	Open					Open	Open	100.000		Open		Open		968,209.50
RBC Insured Cash Sweep Deposit in Transit to 4m Fund														
UBS Money Market Fund	Open					Open	Open	100.000		Open		Open		556,594.92

Market Value Adjustment

39,406,753.52



City of White Bear Lake
City Engineer's Office

MEMORANDUM

To: Ellen Hiniker, City Manager

From: Connie Taillon, Environmental Specialist/Water Resources Engineer

Date: August 19, 2021

Subject: **Environmental Updates**

ENVIRONMENTAL RESOURCES EXPO

The Environmental Advisory Commission (EAC) held their annual Environmental Resources Expo at Marketfest on Thursday, August 5, 2021. The EAC created exhibits to educate the public on battery operated lawn equipment, food scraps recycling, curbside recycling, reducing plastic bag use, and proper winter salting. The EAC also held a drawing to win a rain barrel, and provided free Ramsey County food scraps containers and native seed packets. Many other environmental organizations exhibited at the Expo this year, including:

- MN Electric Vehicle Owners: 2 electric cars (Chevrolet Bolt and Tesla)
- Northeast Metro Climate Action
- Pollinator Friendly Alliance
- Rainbow Tree Care
- Rush Line Corridor
- Tamarack Nature Center
- Vadnais Lake Area Water Management Organization
- Zero Waste Task Force – Sierra Club

The City's hybrid police vehicle also made an appearance at the Expo and was a very popular exhibit.



FYI – DEPARTMENT REPORTS



LICENSE BUREAU PERFORMANCE INDICATORS

July 31, 2021

FEES AND TRANSACTION COUNTS

	MONTHLY				CUMULATIVE		
	2021	2020	%		2021	2020	%
FEES	\$64,416	\$46,608	38.2%		\$397,369	\$342,854	15.9%
TAB RENEWALS	1,864	1,704	9.4%		12,877	17,477	-26.3%
TITLE TRANSACTIONS	2,029	2,688	-24.5%		15,405	14,407	6.9%
EVTR TRANSACTIONS	1,068	0	#DIV/0!		4,620	0	#DIV/0!
DEALERS	2,325	1,852	25.5%		15,332	10,677	43.6%
TOTAL MV	4,961	4,392	13.0%		31,163	31,884	-2.3%
D.L.	977	229	326.6%		2,277	5,655	-59.7%
DNR	452	429	5.4%		3,461	3,114	11.1%
GAME & FISH	20	6	233.3%		189	47	302.1%
GRAND TOTAL	6,410	5,056	26.8%		37,090	40,700	-8.9%

*ADDED EVTR TRANSACTION TYPE - THESE WERE NOT INCLUDED IN OUR TITLE COUNTS
SAME FILING FEES AS OTHER TITLE TRANSACTIONS. BEGAN DECEMBER 2020

PERFORMANCE BY HOURS

	MONTHLY				CUMULATIVE		
	2021	2020	%		2021	2020	%
TOTAL EMPLOYEE HRS	1,292.63	1,157.00	11.7%		9,384.72	10,089.45	-7.0%
OVERTIME HOURS	0.17	0.00	#DIV/0!		13.77	70.00	-80.3%
TRANS PER HOUR*	4.96	4.37	13.5%		3.95	4.03	-1.9%

PASSPORTS PERFORMANCE INDICATORS

	MONTHLY				CUMULATIVE		
	2021	2020	%		2021	2020	%
APPLICATION #	0	0	#DIV/0!		0	420	-100.0%
APPLICATION \$	\$0	\$0	#DIV/0!		\$0	\$14,700	-100.0%
PHOTO #	0	0	#DIV/0!		0	429	-100.0%
PHOTO \$	\$0	\$0	#DIV/0!		\$0	\$6,435	-100.0%

JULY 2021

Code Violations

Ward	1	2	3	4	5	Total
Refuse / Exterior Storage	4	3	6	5	4	22
Inoperable Vehicle(s)	1	2	0	0	1	4
Parking (including on grass)	1	0	3	1	0	5
Weeds	0	4	2	0	1	7
Miscellaneous	2	9	1	8	4	24
Structure Maintenance	0	1	0	0	1	2
Complaints	0	11	7	9	5	32
Proactive / City Initiated	8	8	5	5	6	32

Ward	1	2	3	4	5	Total
# of Cases Open	4	4	8	9	5	30
# of Cases Closed	4	15	4	5	6	34

Ward	1	2	3	4	5	Total
County Citations	0	0	0	0	0	0